

SUPER MONSTERS

Teacher's Pack

Grade
2

Belgin Koçlar

 masall_perisiii

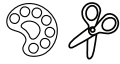
ydspublishing

MEB 2. Sınıf Müfredatı
ve Kitabıyla Uyumludur.

UNIT 1

WORDS


Colour and cut.



airport



ambulance




balloon



basketball



biscuit



café




cake



cheetah



chimpanzee



cinema



coffee



doctor



football



gorilla



handball




hockey



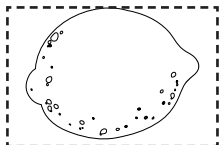
hotel




judo



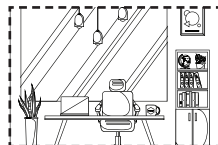
kangaroo



lemon




milkshake




office



panda



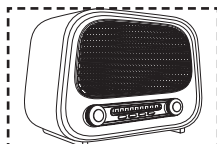
park



pizza



quiz



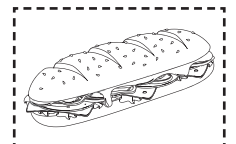
radio



restaurant



salad




sandwich



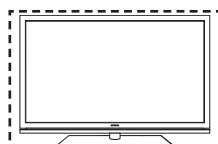
stop




supermarket



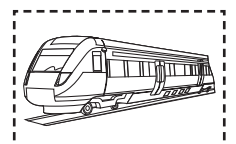
taxi



television



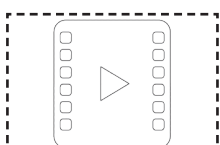
tennis



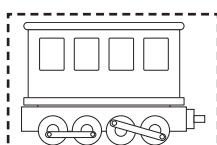
train



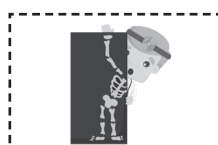
university



video



wagon



X-ray



yoghurt



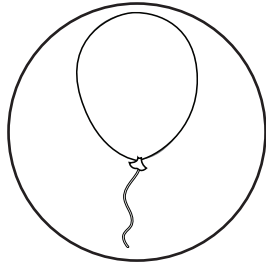
zebra

WORDS


Look and complete. 



1. ambulance



2. _allo_n




3. bi_cui_



4. _a_é



5. ca_e



6. _ine_a



7. c_ff_e_



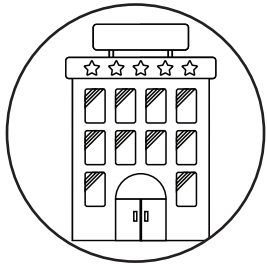
8. do_ _or



9. _oot_all



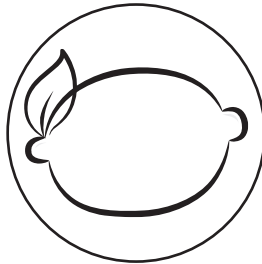
10. go_il_a



11. _ot_l



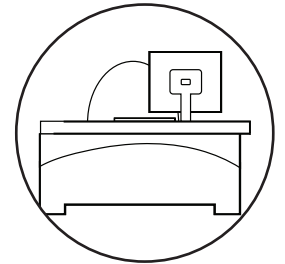
12. kan_ar_o



13. _em_n




14. mi_k_hake



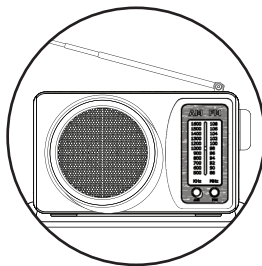
15. of_i_e



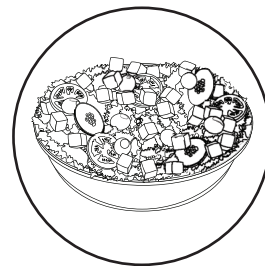
16. _an_a



17. p_z_a




18. _adi_



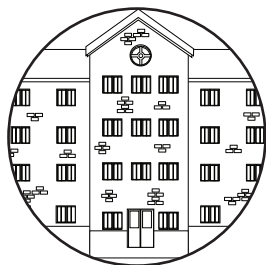
19. _al_d




20. s_o_




21. tele_isi_n



22. _ni_ersity



23. _a_on



24. yo_hu_t




25. _eb_a

THIS / THAT

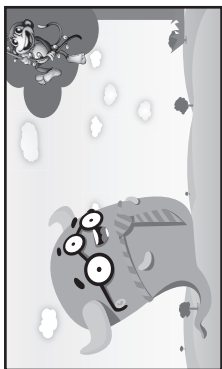


Write "this" or "that".



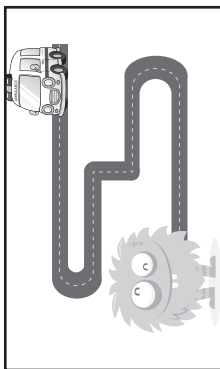
1

This is a basketball.




2

..... is a chimpanzee.




3

..... is an ambulance.



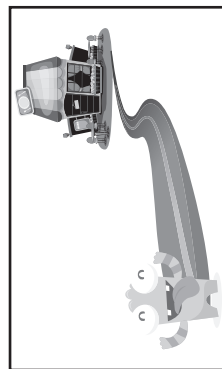
4

..... is a radio.



5

..... is a lemon.



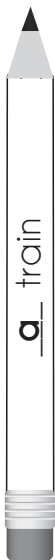
6

..... is a restaurant.

A-AN



Write "a" or "an".



1



2



3



4



5



6



7



8




9



10

MONSTERS CRAFT


Aşağıdaki Pinokyo görselini boyayın. Burun kısmından delik açarak kalem ya da pipet geçirin. Ünite de öğrendiğiniz kelimeleri göstererek cümle kurun. Kalem / Pipeti kısaltıp görselleri gösterdiğinizde “This” ile başlayan, uzatıp gösterdiğinizde “That” ile başlayan cümleler kurun.




UNIT 2

FRIENDS


Colour and cut.  




Good morning.




Good afternoon.




Good evening.



Good night.



Hello! / Hi!



Goodbye! / Bye!

GREETINGS

Look and Write. 

Good-night.

Hello! / Hi!

Good afternoon.


Bye! / Goodbye!

Good evening.

Good morning.




1. Good night.



2.



3.



4.



5.



6.

WHAT IS YOUR NAME?

Follow and answer. 


1. What is your name?

2. What is your name?

3. What is your name?

4. What is your name?

5. What is your name?



1. My name is Bob.

2.


3.

4.

5.

Read and choose. 

1. Ali : How are you?
Sema : I'm great.



2. Lisa : Nice to meet you.
Brad : Nice to meet you too.





3. Anna : Good morning.
Tim : Good morning.




GREETINGS



4. Kate : How are you?
John : I'm okay. Thank you.



5. David : Hello!
Frank : Hi!








6. Funda : Good evening.
Erdi : Good evening.



MONSTERS CRAFT


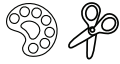
Aşağıdaki evi ve görselleri istediğiniz renge boyayın. Altındaki görselleri keserek doğru pencerenin üstünde üst köşesinden "glue" yazan yere yapıştırın. Yapıştırdıktan sonra görselin altındaki cümleye bakmadan ne olduğunu tahmin etmeye çalışın.




UNIT 3

IN THE CLASSROOM


colour and cut.




Stand up.



Sit down.




Turn left!




Turn right!




Close the window.




Open the door.




Close your book!



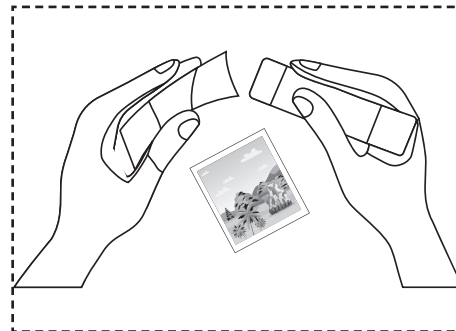
Draw.



Colour. / Paint.







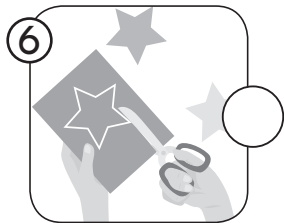





Cut.



Glue. / Stick.

IN THE CLASSROOM

Look and match.  



- a) Cut.
- b) Turn left.
- c) Stand up.
- d) Close the window.
- e) Colour. / Paint.
- f) Open the door.
- g) Sit down.
- h) Turn right.
- ~~i~~) Glue. / Stick.
- j) Close your book.
- k) Draw.


IN THE CLASSROOM

Look and Write. 

Excuse me. (x2)





You're welcome. (x2)

I'm sorry. (x2)



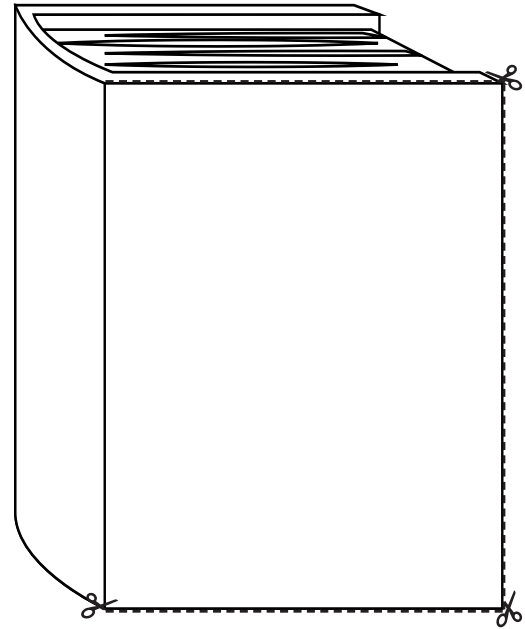
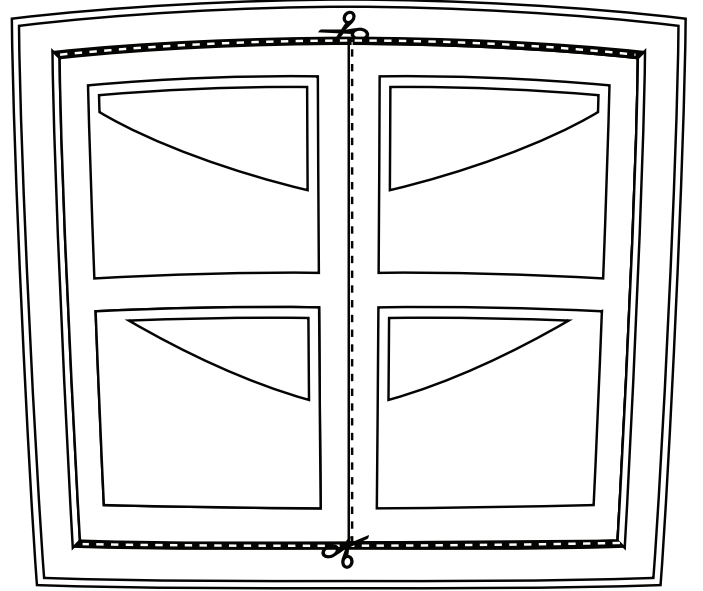
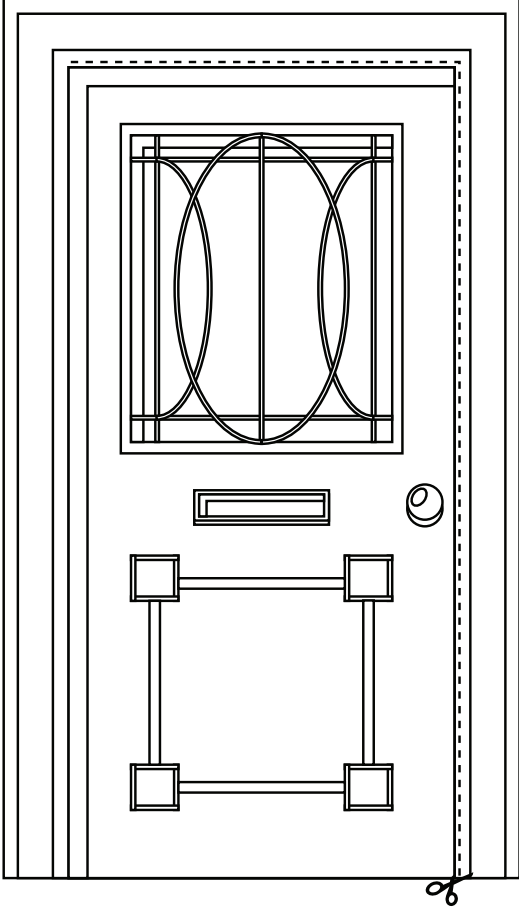
Excuse me.

.....



MONSTERS CRAFT


Aşağıdaki kapı, pencere ve kitap görsellerini istediğiniz renge boyayın ve kesik çizgilerin olduğu yerlerden kesin. Kenarlarından defterinize yapıştırın. Kitap, kapı ve pencereyi açıp kapayarak "Open the window / the door / your book." gibi cümleler kurun. Söylediğiniz cümlelere göre arkadaşlarınızın uygulamasını da isteyebilirsiniz. Keyifli oyunlar.




UNIT 4

NUMBERS


colour and cut.




one




two




three




four




five




six




seven



eight





nine






ten

NUMBERS

Write. 



one

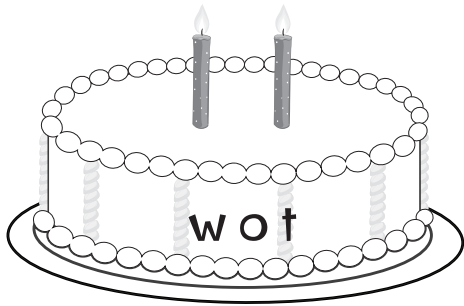


HOW OLD ARE YOU?

Draw and Write.



①




How old are you?

I'm two years old.

.....

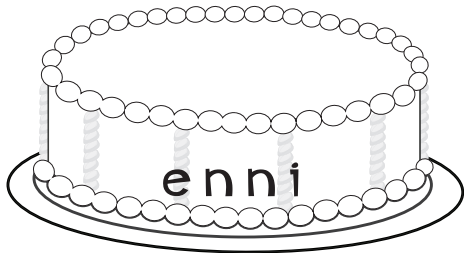
②



How old are you?

.....


③



How old are you?

.....

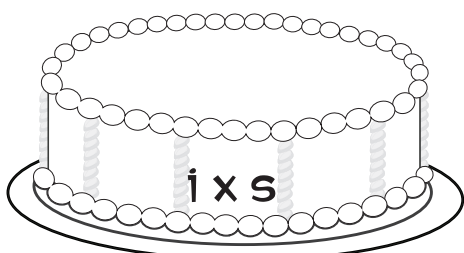
④



How old are you?

.....


⑤



How old are you?

.....

⑥



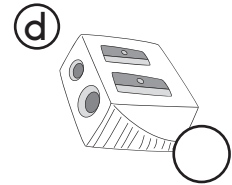

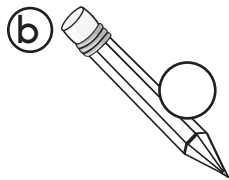
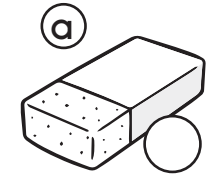


How old are you?

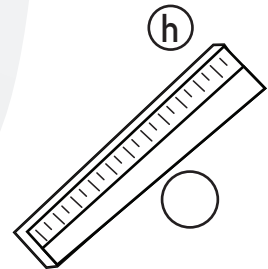
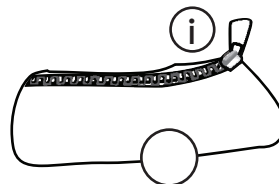
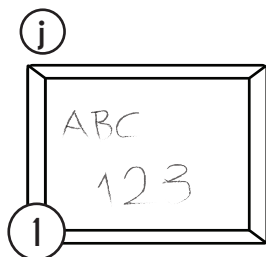
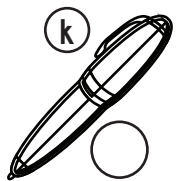




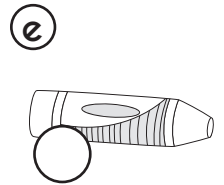
.....

CLASSROOM OBJECTS

Number the pictures. 

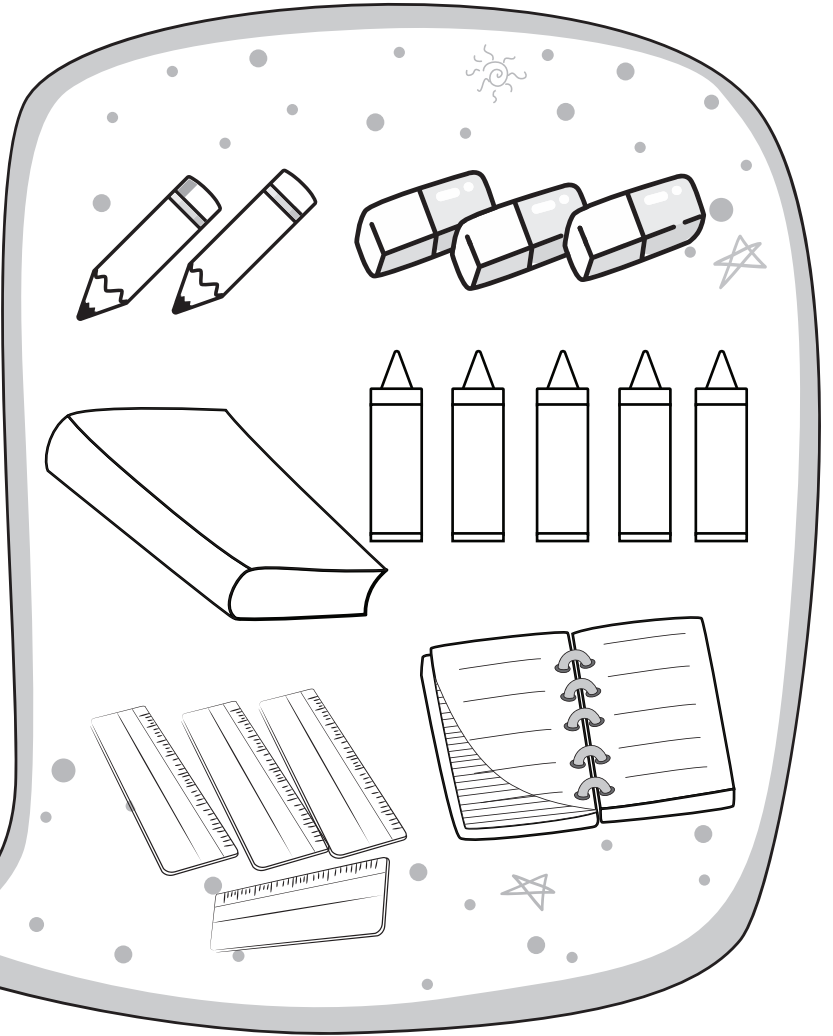

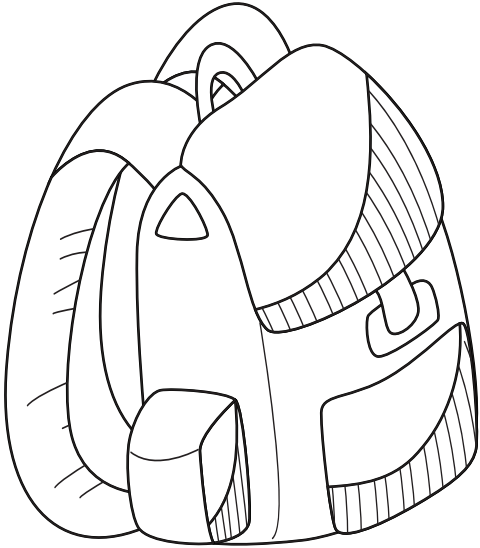


1. board
2. table
3. chair
4. desk
5. school bag
6. pencil
7. pen
8. crayon
9. book
10. notebook
11. pencil case
12. sharpener
13. ruler
14. rubber / eraser



HOW MANY?

Look and answer. 



1. How many pencils?

Two pencils.
.....

2. How many crayons?

.....

3. How many rulers?

.....

4. How many books?

.....

5. How many erasers?





.....

6. How many notebooks?

.....

MONSTERS CRAFT



Aşağıdaki pastayı, mumları ve şerit süsleri istediğiniz renge boyayın. Kaç yaşındaysanız o kadar sayıdaki mumu kesin. Şerit süsleri de kesin. Pastanızı tam ortadan katlayın. Yapıştıracağınız kartonu da tam ortadan ikiye katlayın. Renkli bir kartona sadece kenar kısımlarından yapıştırın. Kenar şeritleri çerçeve oluşturacak şekilde yapıştırın ve pastanın altına kaç yaşında olduğunuzu yazın.




UNIT 5

COLOURS


Colour and cut.




red




blue




yellow




green




pink




orange




purple




brown



black




white




grey/gray

COLOURS


colour. 




red



blue



green




yellow




brown



orange




pink




grey



white



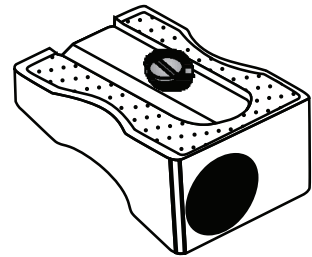
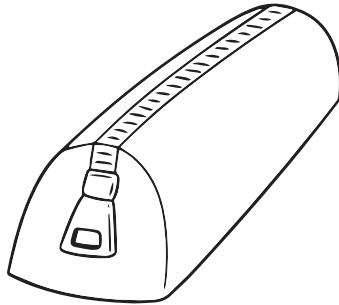
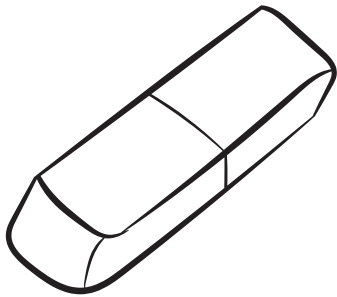

black



purple

WHAT COLOUR IS IT?

Follow and colour.  



① What colour is the pencil?

② What colour is the book?

③ What colour is the sharpener?

④ What colour is the school bag?

⑤ What colour is the eraser?

⑥ What colour is the pencil case?

It's orange.

It's yellow.

It's pink.


It's blue.

It's red.

It's green.

LIKE - DON'T LIKE


Complete, draw a happy or sad mouth and colour. 




1. I orange.



2. I black.




3. I yellow.




4. I brown.




5. I red.




6. I white.




7. I green.




8. I pink.



9. I purple.



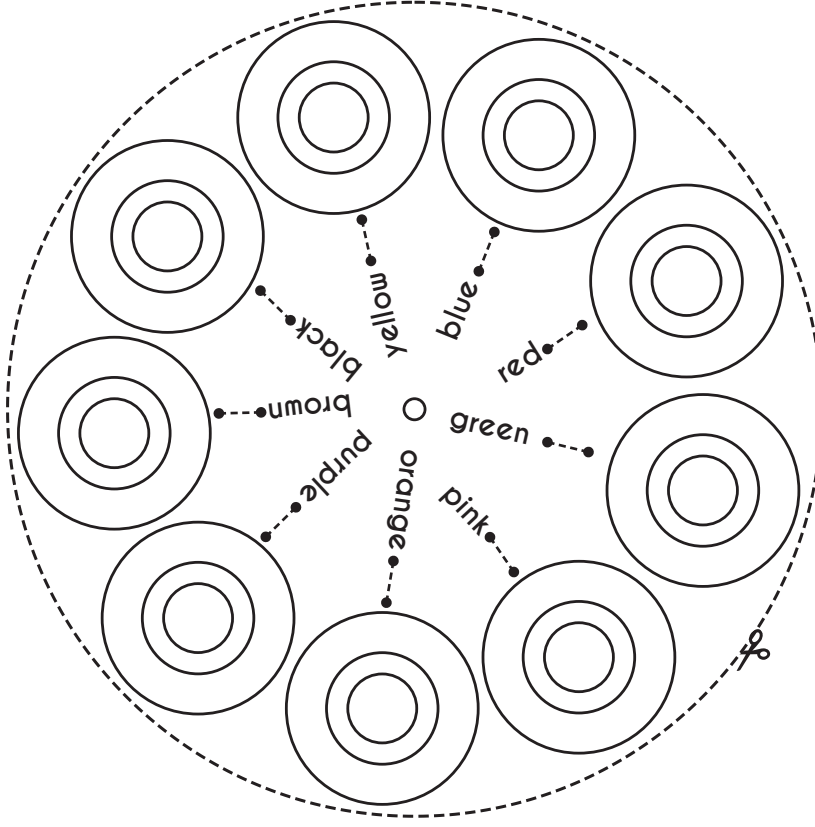
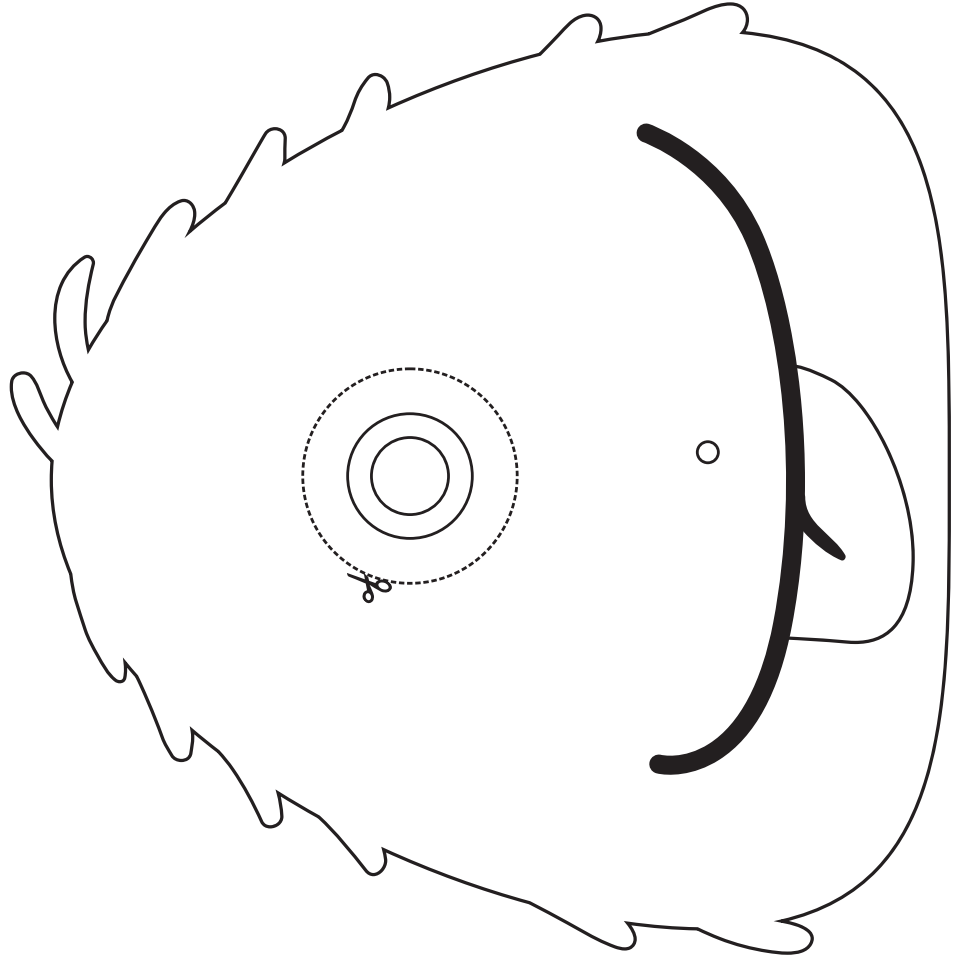
10. I grey.



11. I blue.

MONSTERS CRAFT


Aşağıdaki canavarı istediğiniz renge boyayın. Canavarın göz kısmını kesin. Yan taraftaki çarkta gözleri belirtilen renklere boyayın. Çarkın üzerindeki küçük daire ile canavarın yüzündeki küçük daireyi üst üste getirip raptiye ile tutturun ve çarkı çevirerek göz renklerinin İngilizcesini söyleyin.



UNIT 6

AT THE PLAYGROUND

Colour and cut.




sing



play the guitar




play basketball



play tennis



dance



hop



skip rope



walk




run




kick a ball




slide



play hide-and-seek



jump



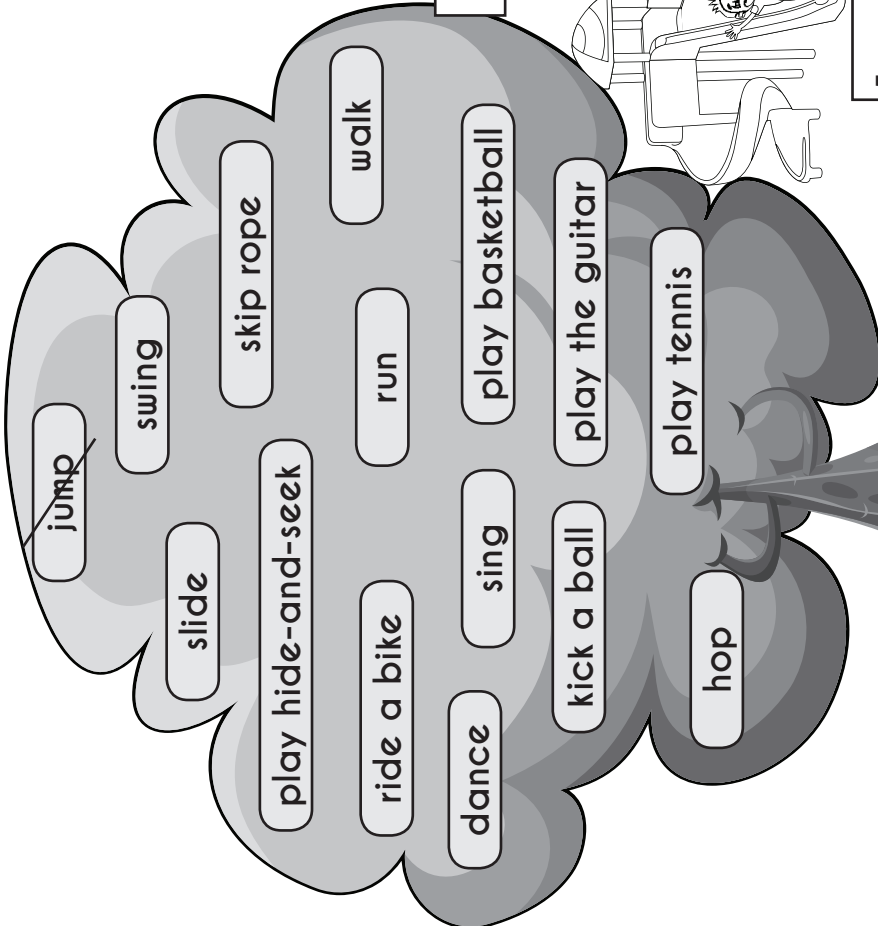
ride a bike




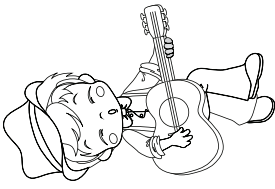
swing


AT THE PLAYGROUND


Write. 





1.  jump.....


2. 


3. 


4. 


5. 


6. 


7. 


8. 


9. 


10. 

11. 

12. 

13. 

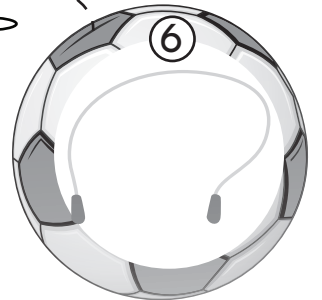
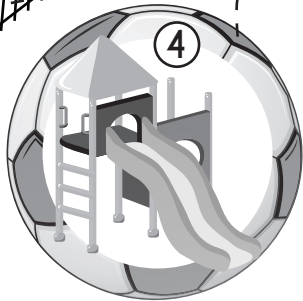

14. 

15. 

Write. 

LET'S

Let's



① Let's sing.

④

②

⑤

③

⑥

DO YOU ...?

Match and answer. 

1. Do you kick a ball?

No, I don't.

b

2. Do you swing?

Yes, I do.

g

3. Do you play hide-and-seek?

.....

o

4. Do you jump?

.....

u

5. Do you slide?

.....

z

6. Do you run?

.....

h

7. Do you hop?







.....

l

8. Do you walk?

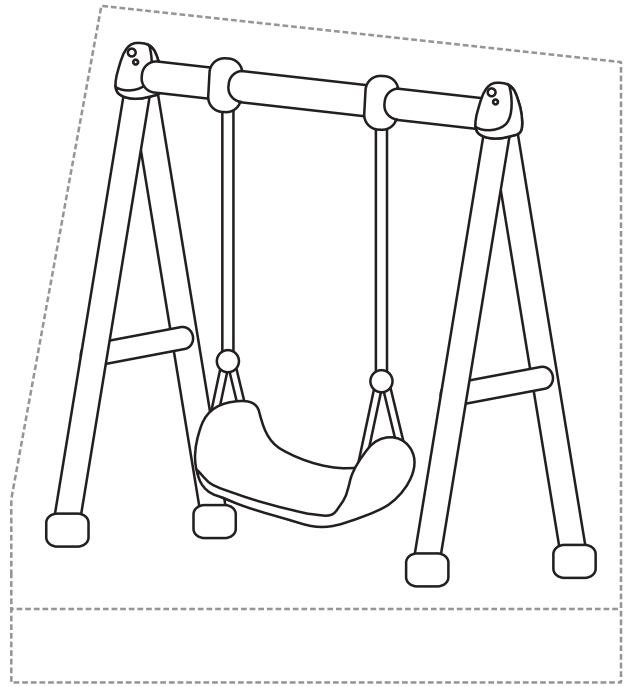




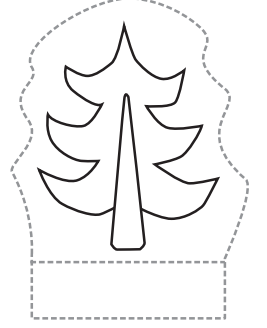

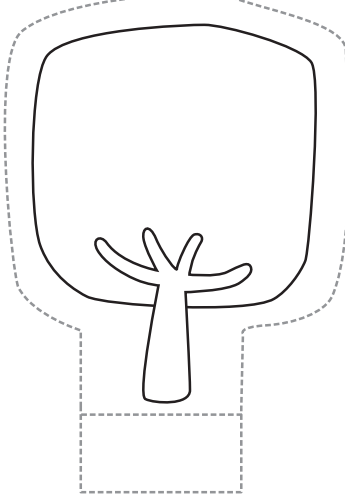

.....

q




MONSTERS CRAFT

Aşağıdaki görselleri istediğiniz renge boyayın. Kenar çizgilerinden kesin. Görsellerin altındaki boş kısımlardan katlayın ve oradan dik bir şekilde renkli bir kartona yapıştırın. Canavarları parkta dolaştırarak arkadaşlarınıza "Do you swing?" şeklinde sorular sorun. Bakalım kimler doğru cevabı verebilecek. Keyifli oyunlar.




UNIT 7



BODY PARTS


colour and cut.  



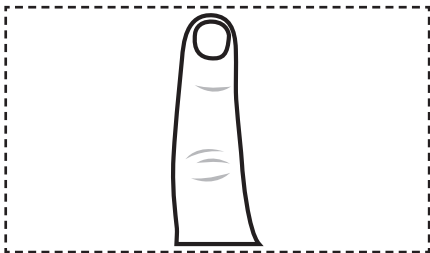
head



ear



mouth



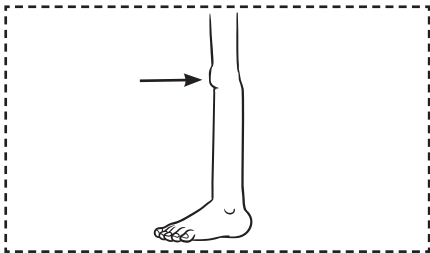
finger



hand



arm



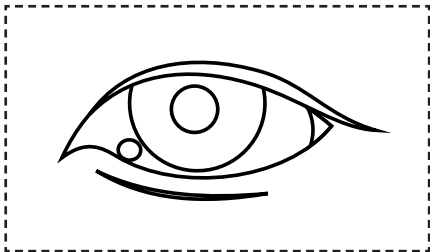
knee




foot



hair



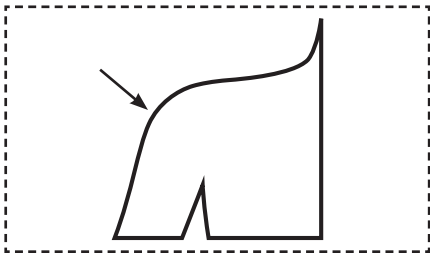
eye



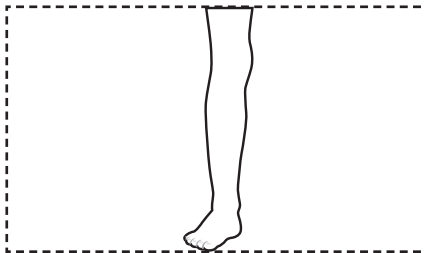
nose



tooth



shoulder



leg



toe

MY BODY

Write. 

1 hair

2

4

3

9

10

11

5

6

7

8

12


13

14

15



finger	toe	head
ear	tooth	nose
knee	leg	mouth
hair	foot	shoulder
arm	eye	hand



THIS IS MY ...

Write. 

1. This is my nose.



2.



3.



4.



5.




6.



Answer. 

HOW MANY?

- How many arms?
Two arms......
- How many eyes?
.....
- How many teeth?
.....
- How many fingers?
.....
- How many mouths?
.....

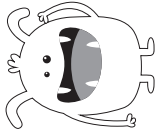


TOUCH-SHOW-RAISE-LOOK-POINT TO

Match. 


1. Touch your knee.

a 




2. Point to your shoulder.

b 



3. Raise your arms.

c 




4. Show your ear.

d 



5. Look at your fingers.

e 



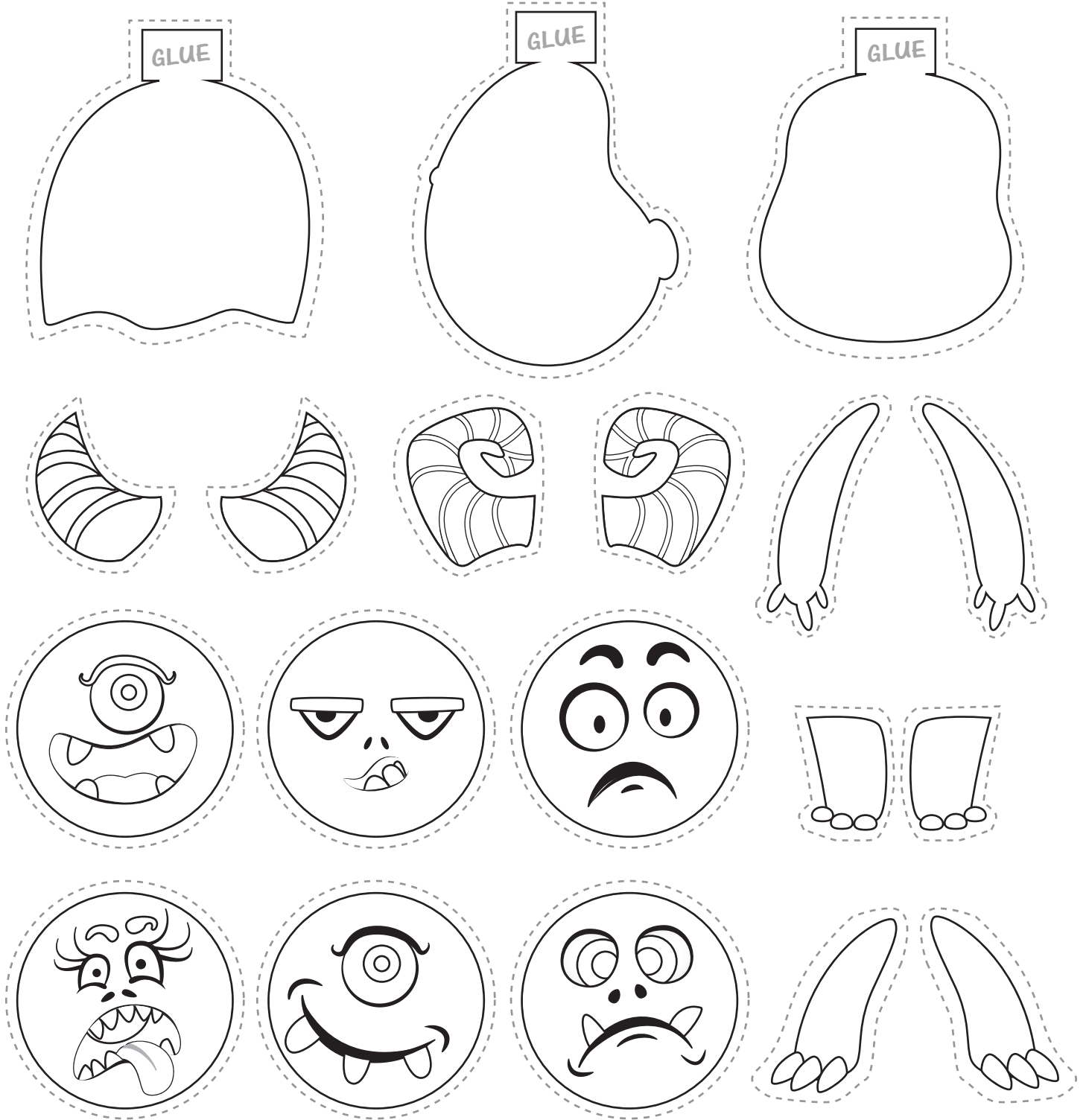
6. Touch your head.

f 



MONSTERS CRAFT


Aşağıdaki vücut bölümlerinden istediğinizi kesin, istediğiniz renge boyayın ve renkli bir kartona yapıştırarak kendi canavarınızı oluşturun. Canavarınıza isim koyup, vücut bölümlerini arkadaşlarınıza tanıtmayı unutmayın.




UNIT 8

PETS


colour and cut.  




bird




turtle



rabbit



cat




frog




fish



parrot



duck




dog

PETS


Complete and colour.




1. a yellow **bird**




2. a blue




3. a grey



4. on orange




5. a green




6. a pink



7. a brown







8. a red



9. a purple

IN-ON-UNDER

Match and number. 



1. Where is the parrot?

c

a) It's on the box.

2. Where is the cat?

b) It's under the chair.

3. Where is the turtle?

~~e~~) It's on the bed.

4. Where is the dog?

d) It's in the car.

5. Where is the rabbit?









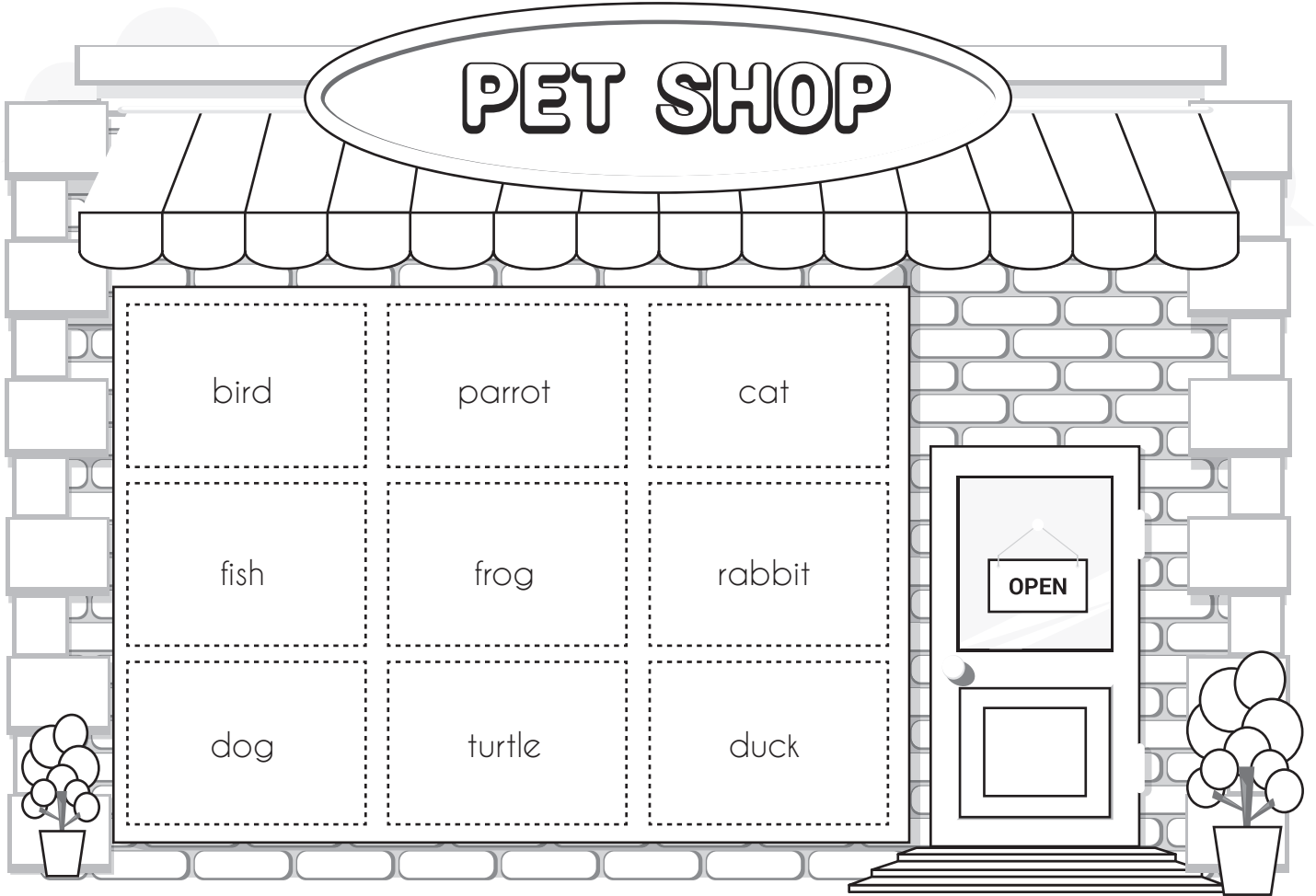
e) It's under the tree.

6. Where is the frog?

f) It's in the basket.

MONSTERS CRAFT


Aşağıdaki evcil hayvan dükkanını ve evcil hayvanları istediğiniz renge boyayın. Hayvan görsellerini keserek doğru kutucuğa yapıştırın ve evcil hayvan dükkanınızı tamamlayın.



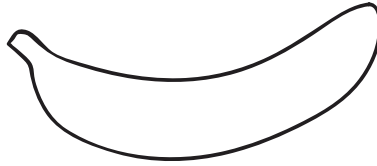
UNIT 9

FRUIT


colour and cut.  




apple




banana




orange



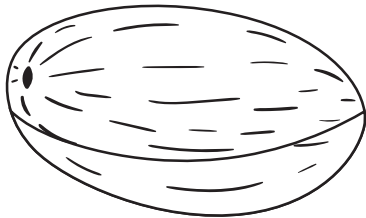
peach




apricot




cherries




melon



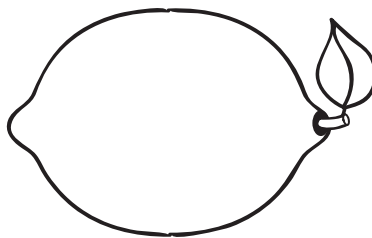
watermelon



strawberry



grapes






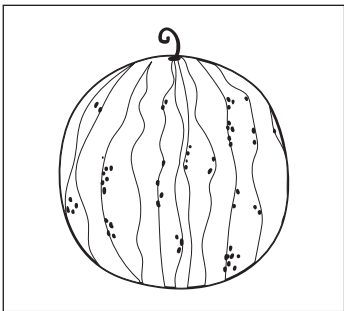
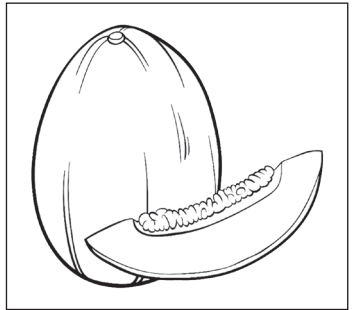
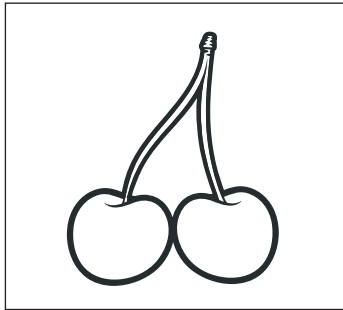

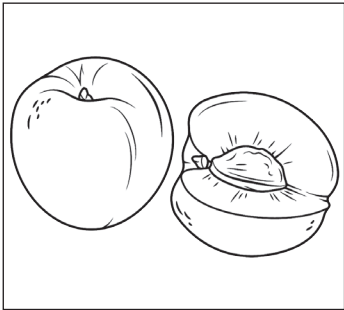


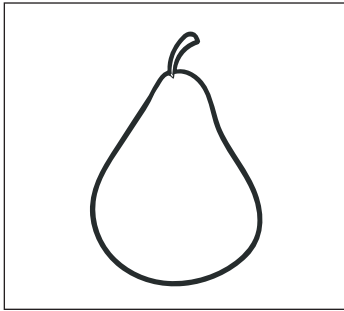

lemon



pear

FRUIT

Colour, cut and stick.   



strawberry

peach

pear

cherries

lemon

apricot

apple

banana

melon

orange

watermelon

grapes

CUT-EAT-GIVE-COLOUR

Match.

1. Cut the melon.

2. Eat the grapes.

3. Give the apple.

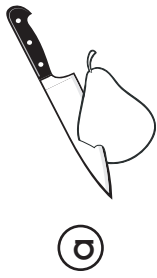
4. Colour the banana.

5. Give the strawberry.

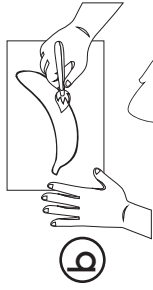
6. Cut the pear.

7. Cut the lemon.

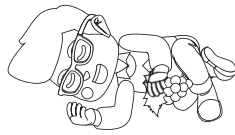
8. Eat the watermelon.



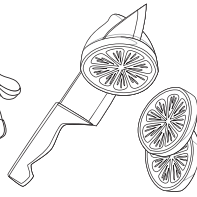
a



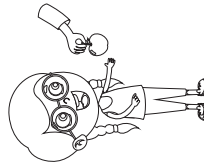
b



c




d



e



f



g



h

DO YOU LIKE ...?

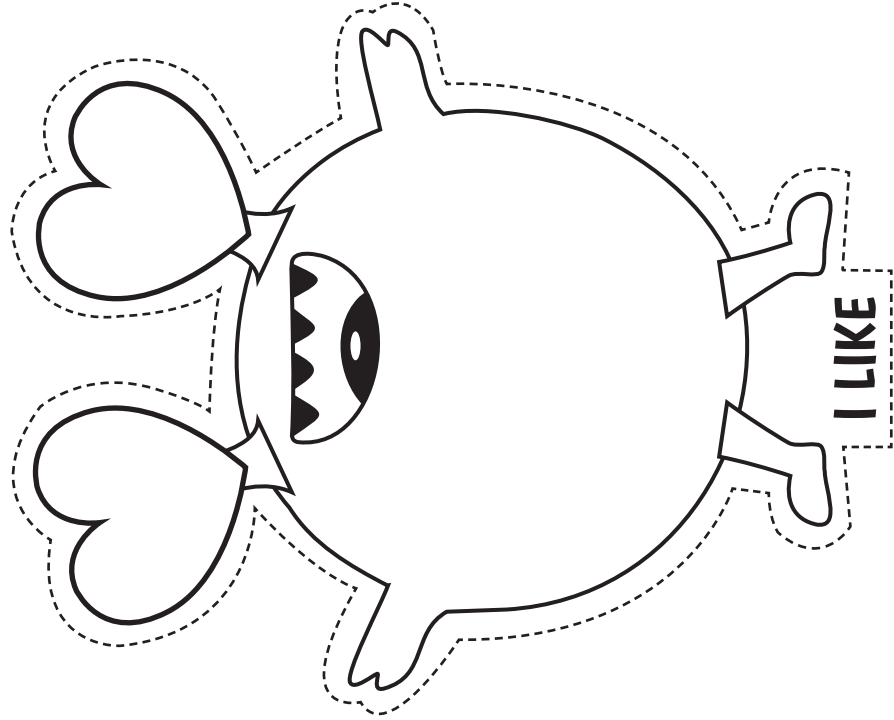


Look at the table and answer.

x	✓	x	✓	✓	x	✓	x

- Do you like oranges?
No, I don't.
- Do you like watermelons?
Yes, I do.
- Do you like pears?
.....
- Do you like strawberries?
.....
- Do you like bananas?
.....
- Do you like lemons?
.....
- Do you like grapes?
.....
- Do you like cherries?
.....


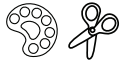
MONSTERS CRAFT

Aşağıdaki canavar kafalarını ve meyve görsellerini istediğiniz renge boyayın. Meyve görsellerini ve canavarları kesin. Sevdiğiniz meyveleri "LIKE" canavarına, sevmediğiniz meyveleri ise "DON'T LIKE" canavarına yapıştırın. Canavarlarınızı bir pipet ya da çubuğa yapıştırarak arkadaşlarınıza sevdiğiniz ve sevmediğiniz meyveler ile ilgili cümleler kurun.




UNIT 10 ANIMALS


Colour and cut.



cow




donkey




horse




duck




spider




goat



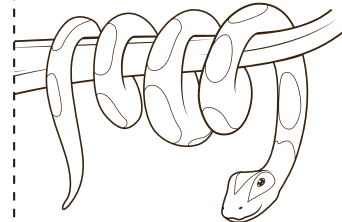
lion



elephant



monkey













snake

ANIMALS

Number the pictures. 

- 1 cow 2 donkey 3 horse 4 duck 5 spider 6 goat 7 lion
8 elephant 9 monkey 10 snake 11 kangaroo 12 gorilla




CAN-CAN'T


colour and complete.




I'm a purple fish.
I swim.




I'm a yellow turtle.
I jump.



I'm a green snake. I walk.



I'm a brown lion.
I run.



I'm a blue elephant. I fly.




I'm a black spider.
I climb.



CAN YOU...?


Answer.

1.




Can you walk?
Yes, I can.

2.



Can you fly?
No, I can't.

3.



Can you climb?
.....

4.



Can you jump?
.....

5.



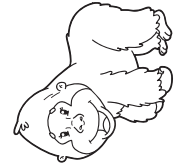
Can you jump?
.....

6.



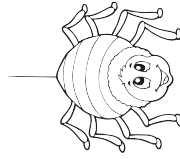
Can you fly?
.....

7.



Can you walk?
.....


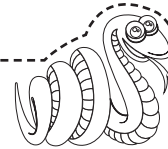


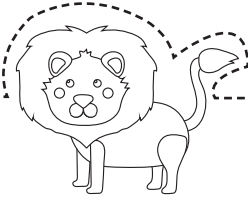
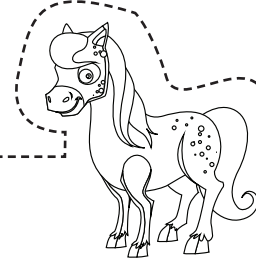



8.



Can you swim?
.....


ANIMALS FINGER PUPPETS

Aşağıdaki hayvanları istediğiniz renge boyayın. Kenarlarından keserek uç kısımlarından yapıştırın ve parmaklarınıza geçirin. Hayvanların rengi, ismi, yapabildikleri ve yapamadıkları şeyler hakkında birbirinize sorular sorabilirsiniz. İyi eğlenceler. 😊








10 NOVEMBER





1881 - 1930










SUPER MONSTERS

Student's name



Date

Teacher's name

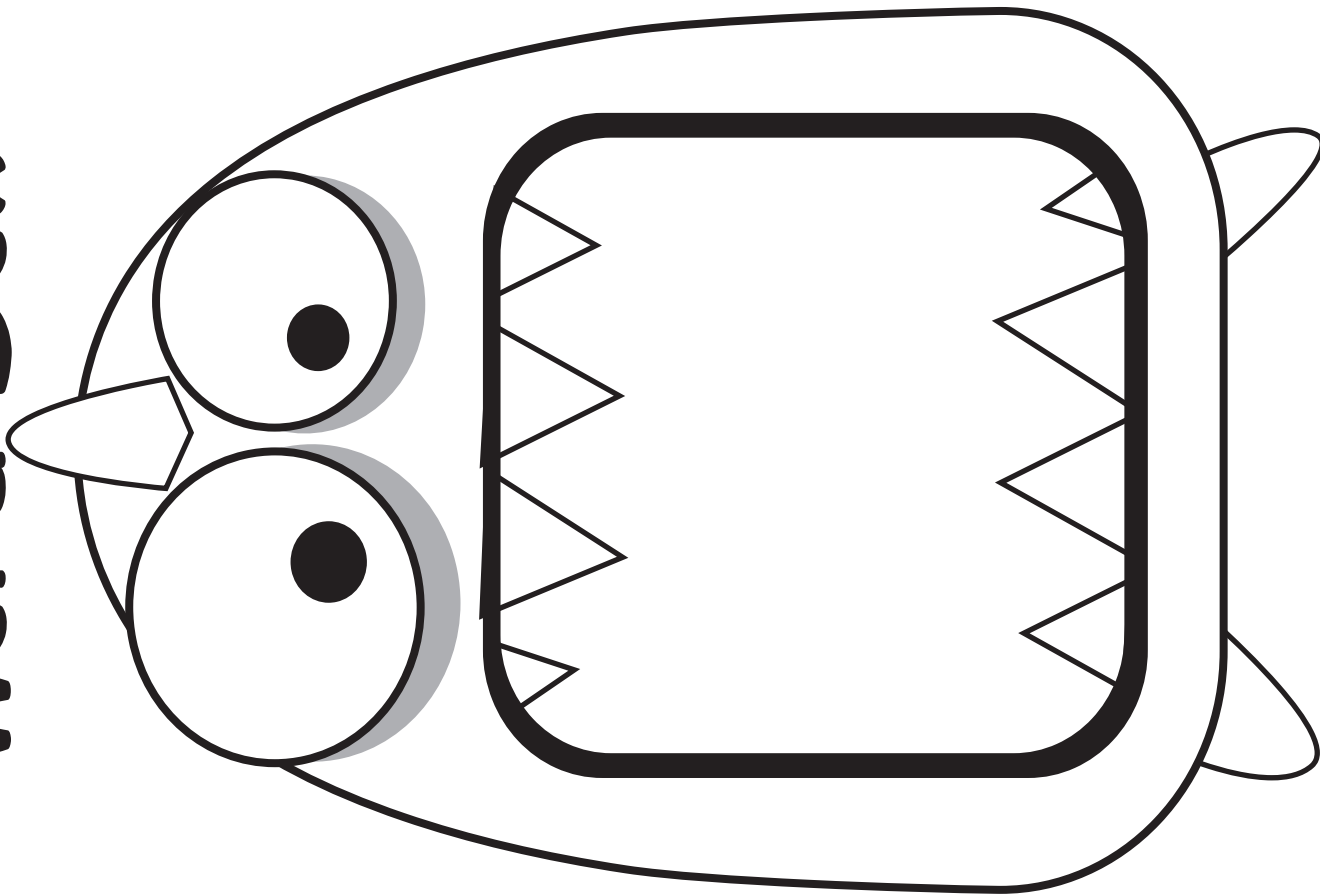





**SUPER MONSTER
OF THE WEEK**







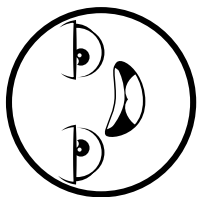
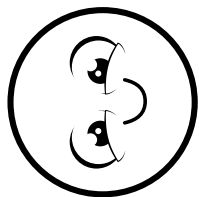
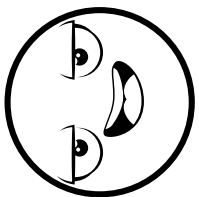
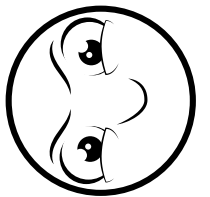
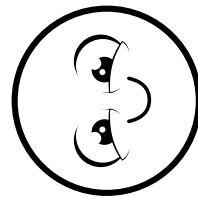



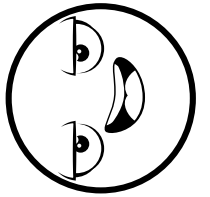
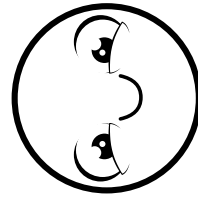







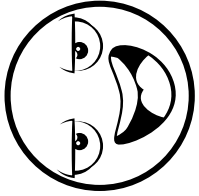

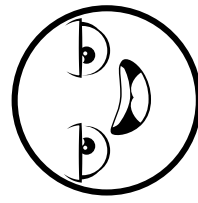




Super Monsters Word Box




SUPER MONSTERS STICKER CHART





WORD OF THE DAY



SUPER MONSTERS PUPPETS

