

SUPER MONSTERS

Teacher's Pack



Belgin Koçlar

 masall_perisiii


MEB 3. Sınıf Müfredatı
ve Kitabıyla Uyumludur.

ydspublishing

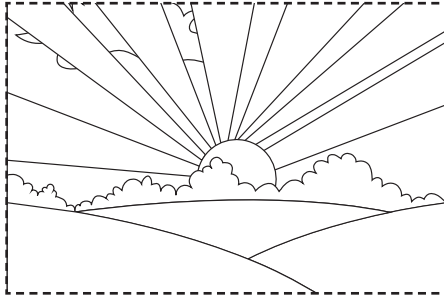
UNIT 1

GREETING


colour and cut.  




Hello! / Hi!



Good morning.




Good afternoon.




Good evening.




Good night.




Goodbye! / Bye!




Nice to meet you.




Have a good day.



Have a nice weekend.




Take care.



See you soon.

GREETINGS

Cut and stick to complete the puzzles.  



Good Good Have a good Good Goodbye! Hello!

See you Have a nice Take Nice to Good

day. evening. morning. afternoon. Hi!

meet you.

night. Bye! soon. Weekend. care.

Unscramble and colour.



NUMBERS

veleen
e.....

wot
t.....

net
t.....

sitexen
s.....

enwyt
t.....

nesve
s.....

hitge
e.....

eninteen
n.....

ixs
s.....

veif
f.....

eninte
n.....

enni
n.....

terhe
t.....

teneufor
f.....

gihetene
e.....

eno
o.....

hirtenet
t.....

teneesven
s.....

rofuf
f.....

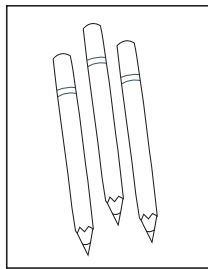
tifnefe
f.....

vetwel
t.....

16, 3: black	20, 6: green	1, 9: yellow	10, 15: blue	4, 19: brown
12, 5: pink	18, 2: red	7, 11: orange	14, 8: purple	17, 13: grey


HOW MANY?

Count and write.




①

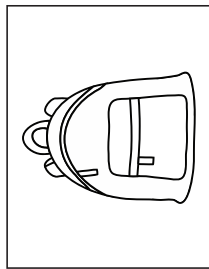
three pencils



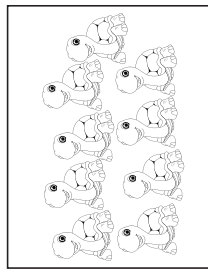
②



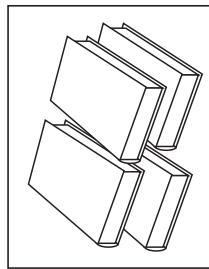
③



④



⑤



⑥

.....

.....

.....

.....


.....

.....


SPELL

Follow, write their names and spell.


① My name is




② My name is



③ My name is



④ My name is



Kemal

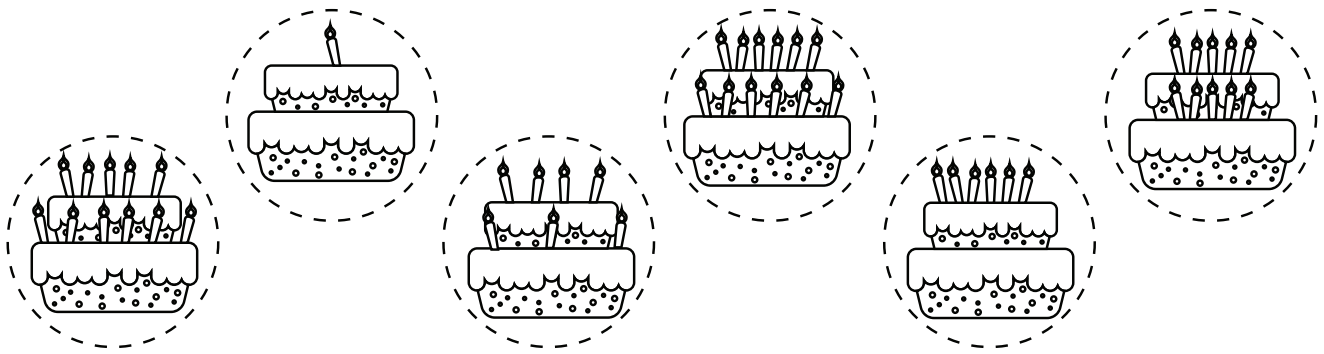

Sudenz

Fatih

Zeynep

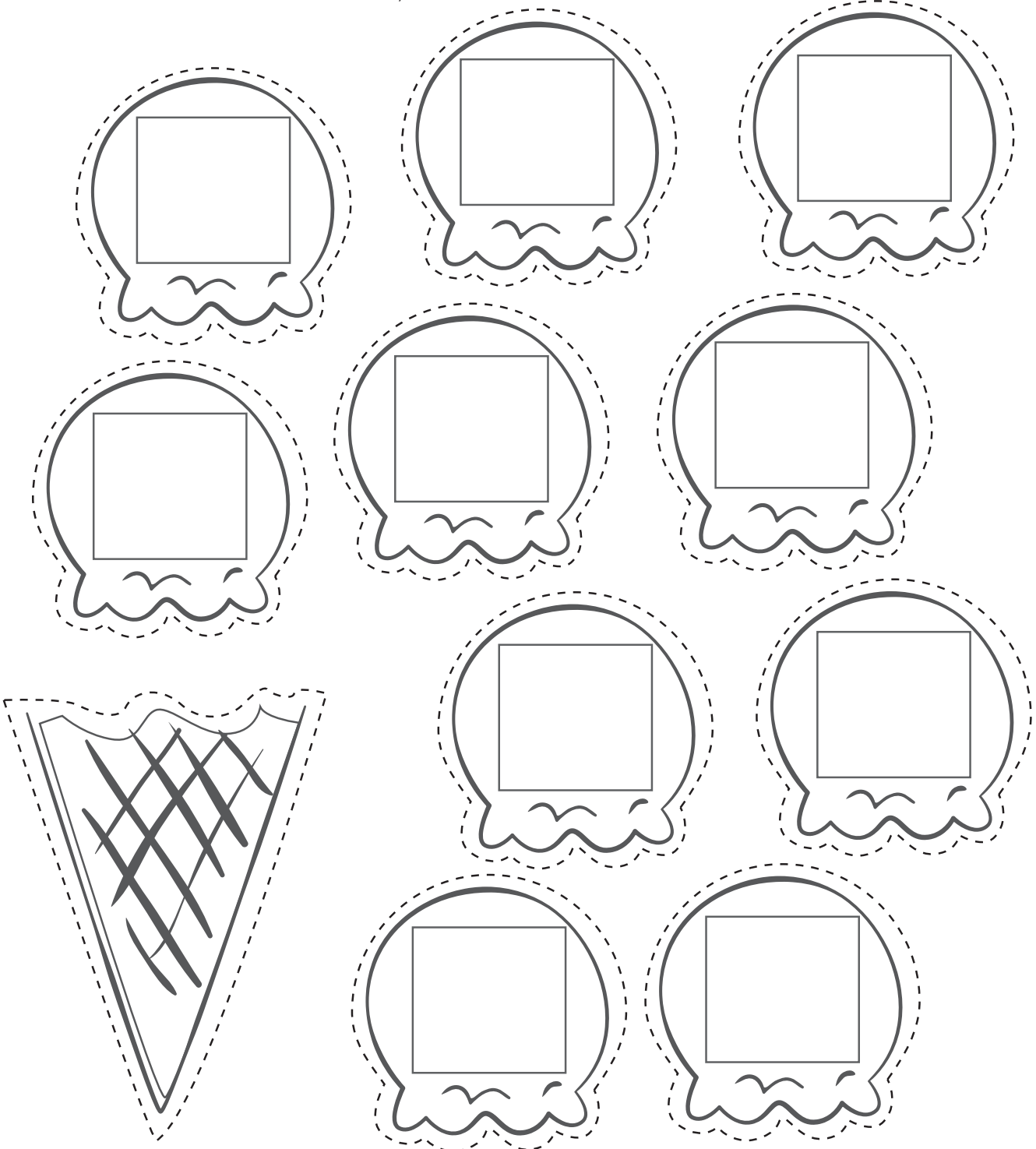
Read, cut and stick.  

HOW OLD ARE YOU?



SPELL YOUR NAME!


İsminizde kaç tane harf var ise o kadar dondurma topunu boyayarak kesin ve k laha  st  ste yapıştırın. Daha sonra dondurma toplarının  zerindeki boşluklara yukarıdan aŐađıya dođru isminizi oluŐturan harfleri yazın. ArkadaŐlarınıza **“Spell your name!”** diyerek isimlerini hecelemelerini isteyebilirsiniz.




UNIT 2

MY FAMILY


Colour and cut.  




grandfather




grandmother




father




mother



brother




sister



uncle



aunt



cousin

MY FAMILY

Colour and complete. 



- Number eleven is my pink **sister**
- Number ten is my grey
- Number nine is my white
- Number eight is my yellow
- Number seven is my blue **aunt**
- Number six is my purple
- Number five is my brown
- Number four is my red
- Number three is my black
- Number two is my orange
- Number one is my green


HE/SHE

Write "He" or "She".

1. He is my father.
2. is my uncle.
3. is my grandmother.
4. is my sister.
5. is my brother.
6. is my mother.
7. is my grandfather.
8. is my aunt.

Write the family members.

SHE




.....

.....

sister

.....

HE



.....


.....







uncle

.....

WHO IS HE/SHE?


Look and answer.



1.  Who is he?
He is my grandfather.
2.  Who is she?
.....
3.  Who is she?
.....
4.  Who is she?
.....
5.  Who is he?
.....
6.  Who is he?
.....

MONSTERS CRAFT


Aşağıdaki canavar ailesi parmak kuklalarını istediğiniz renge boyayın. Kenar çizgilerinden keserek alt kısımlarını birbirine yapıştırın ve parmağınıza takarak arkadaşlarınıza "Who is he?", "Who is she?" sorularını sorun.




UNIT 3

PEOPLE I LOVE


colour and cut.




strong




weak




heavy / fat




thin / slim




big




small




tall




short




fast




slow




old



young



happy



sad

ADJECTIVES

Look and Write. 

fast

sad

weak

tall

heavy

thin

small

old

young








short

strong

~~big~~


slow


happy





PEOPLE I LOVE

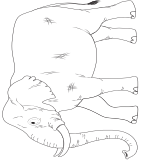
Look and circle.

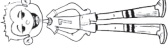
1.  I am
 a) weak b) strong
 c) old


2.  It is
 a) big b) small
 c) tall


3.  She is
 a) sad b) happy
 c) heavy

4.  He is
 a) heavy b) thin
 c) tall

5.  It is
 a) big b) small
 c) weak

6.  I am
 a) short b) slow
 c) tall

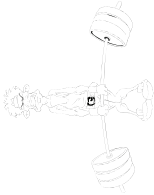
7.  It's
 a) fast b) heavy
 c) slow

8.  He is
 a) weak b) thin
 c) strong

ARE YOU ...? / IS HE/SHE/IT ...?


Look and answer.

Yes, he is. No, she isn't.
 No, I'm not. Yes, it is.


1.  Are you strong?
No, I'm not.

2.  Is she thin?


3.  Is he tall?


4.  Is it fast?

No, it isn't. Yes, I am.
 No, he isn't. Yes, she is.

5.  Is he young?

6.  Are you happy?


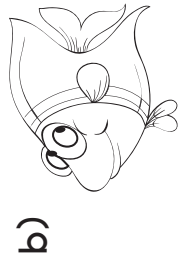
7.  Is she thin?

8.  Is it small?

CAN / CAN'T

Match. 🧩



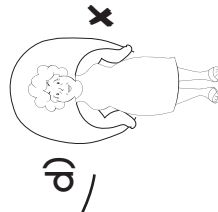
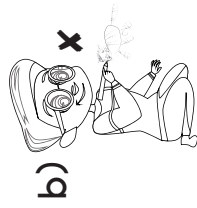
1. She can't climb a tree.
2. She can ride a bike.
3. He can't sing.
4. It can swim.
5. He can run fast.
6. It can't fly.



CAN YOU/HE/ SHE/IT ...?

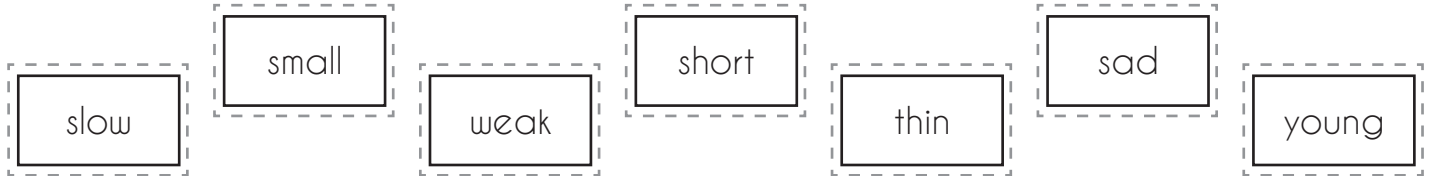

Match and circle. 🧩

1. Can your grandmother jump rope?
Yes, she can. / **No, she can't.**
2. Can your brother play football?
Yes, he can. / No, he can't.
3. Can you ride a bike?
Yes, I can. / No, I can't.
4. Can your cat climb a tree?
Yes, it can. / No, it can't.
5. Can your mother sing?
Yes, she can. / No, she can't.
6. Can your father draw?
Yes, he can. / No, he can't.



OPPOSITES TRAIN


Zıt anlamlılar treni uzun bir yolculuğa çıkmak üzere. Ama trende bazı eksikler var. Görsellere bakarak aşağıdaki kelimeleri doğru vagonun üzerine yapıştırın ve tren sınıftaki arkadaşlarınızın yanına doğru harekete geçsin. Çufffff, çuuuuuuf!




UNIT 4

FEELINGS


colour and cut. 




angry



tired




energetic




sad



happy




surprised




good



bad










hungry



thirsty

FEELINGS

Match. ✂



1. surprised
2. thirsty
3. angry
4. tired
5. happy
6. good
7. hungry
8. sad
9. bad
10. energetic

HOW ARE YOU? /
HOW DO YOU FEEL?



Look and answer.




1




2



3



4



8



7



6



5



7



8

1. How do you feel?

I feel hungry.....

2. How are you?

I'm happy.....

3. How do you feel?

.....

4. How are you?

.....

5. How do you feel?

.....

6. How are you?

.....

7. How do you feel?

.....

8. How are you?

.....

ARE YOU ...?



Read and draw.

1. Are you angry?

Yes, I am.

2. Are you surprised?

No, I'm not. I'm happy.

3. Are you energetic?

No, I'm not. I'm hungry.

4. Are you sad?

Yes, I am.

5. Are you thirsty?







No, I'm not. I'm surprised.

6. Are you tired?

Yes, I am.


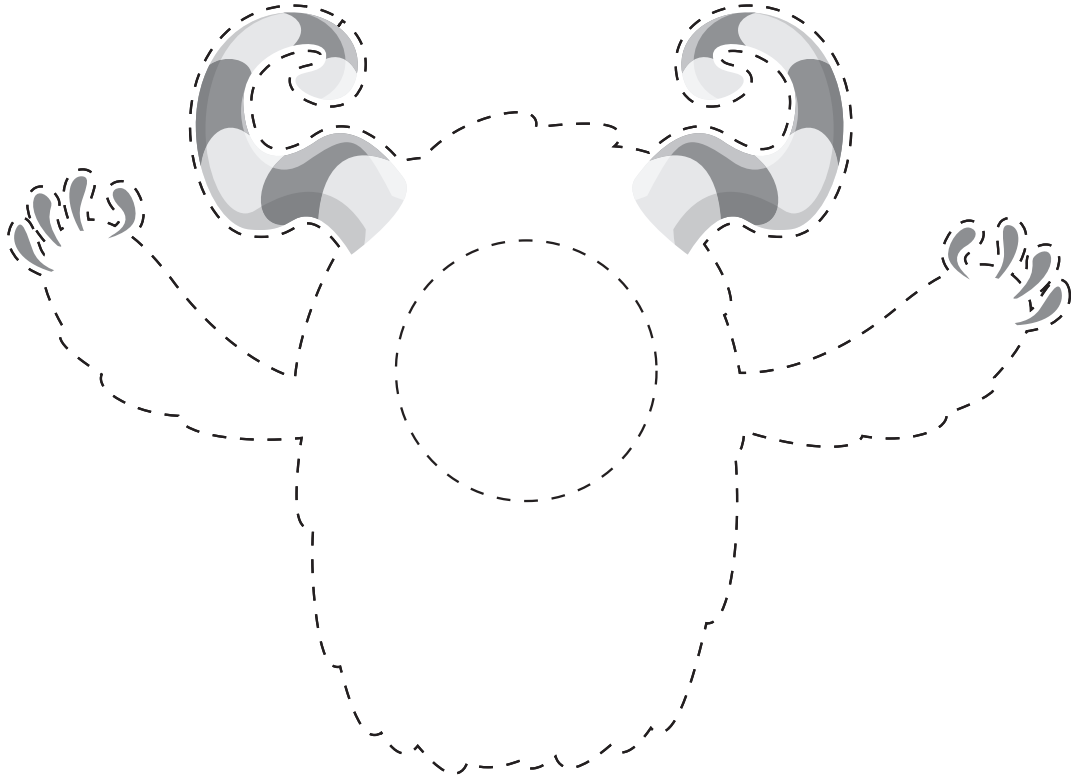
LET'S

- Let's
- sleep
 - play
 - ~~cook~~
 - watch
 - eat
 - swim
 - study
 - drink



EMOTIONAL MONSTER

Canavarı ve yüzleri boyayın. Canavarın yüzündeki yeri makas ile kesin. Sayfanın alt kısmındaki duyguları iki şerit halinde kesip birbirine yapıştırın. Duygu şeridini canavarın yüzündeki kestiğiniz bölümden geçirin. Arkadaşlarınıza canavarın nasıl hissettiğini sorun. Bakalım doğru cevabı ilk hangi arkadaşın verecek? Keyifli oyunlar. 😊



UNIT 5

TOYS AND GAMES

colour and cut.  



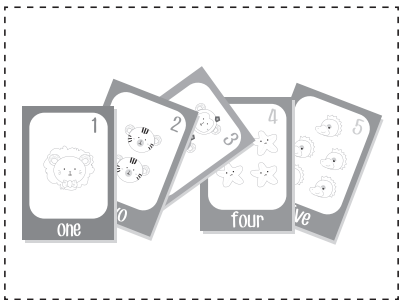
doll




ball



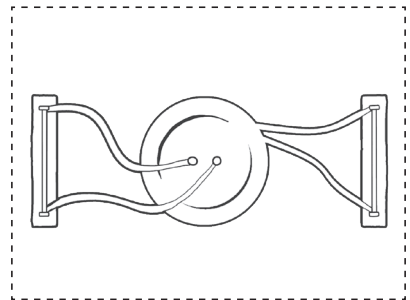
computer game




playing cards



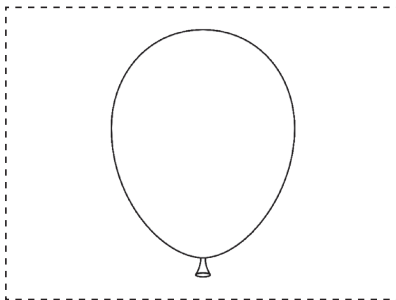
teddy bear




button



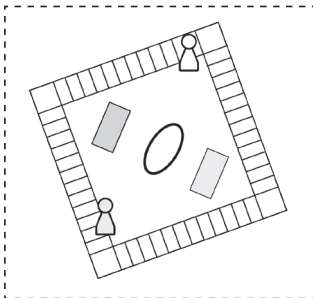
robot




balloon




plane



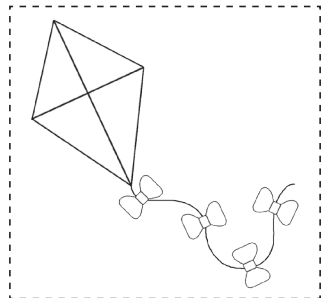
board game



blocks



puzzle



kite

TOYS

Complete and colour. 

doll

ball

computer game

playing cards

button

balloon

teddy bear

robot


board game

blocks

puzzles


kite

1.



a green

2.



a red

3.




a pink

4.




a brown

5.



blue

6.



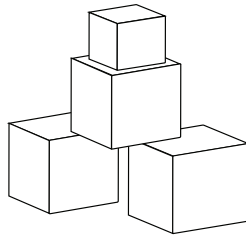
a purple

7.



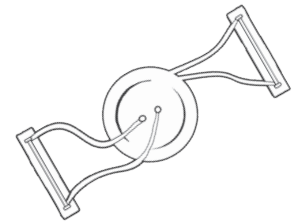
a black

8.




orange

9.



a grey

10.




red

11.



a yellow


12.



a green

HAVE GOT/
HAVEN'T GOT


Look and complete.



1. I have got a robot.
2. a button.
3. puzzles.
4. a ball.
5. a kite.
6. a computer game.
7. a teddy bear.
8. blocks.

HOW MANY?

Complete and match.






1. How many balls have you got? e
2. How many teddy bears are there?
3. How many dolls are there?
4. How many balloons have you got?
5. How many board games are there?
6. How many blocks have you got?

- a) I have got balloons.
- b) I have got blocks.
- c) There are teddy bears.
- d) There is board game.
- e) I have got four balls.
- f) There are dolls.

HAVE YOU GOT ...?


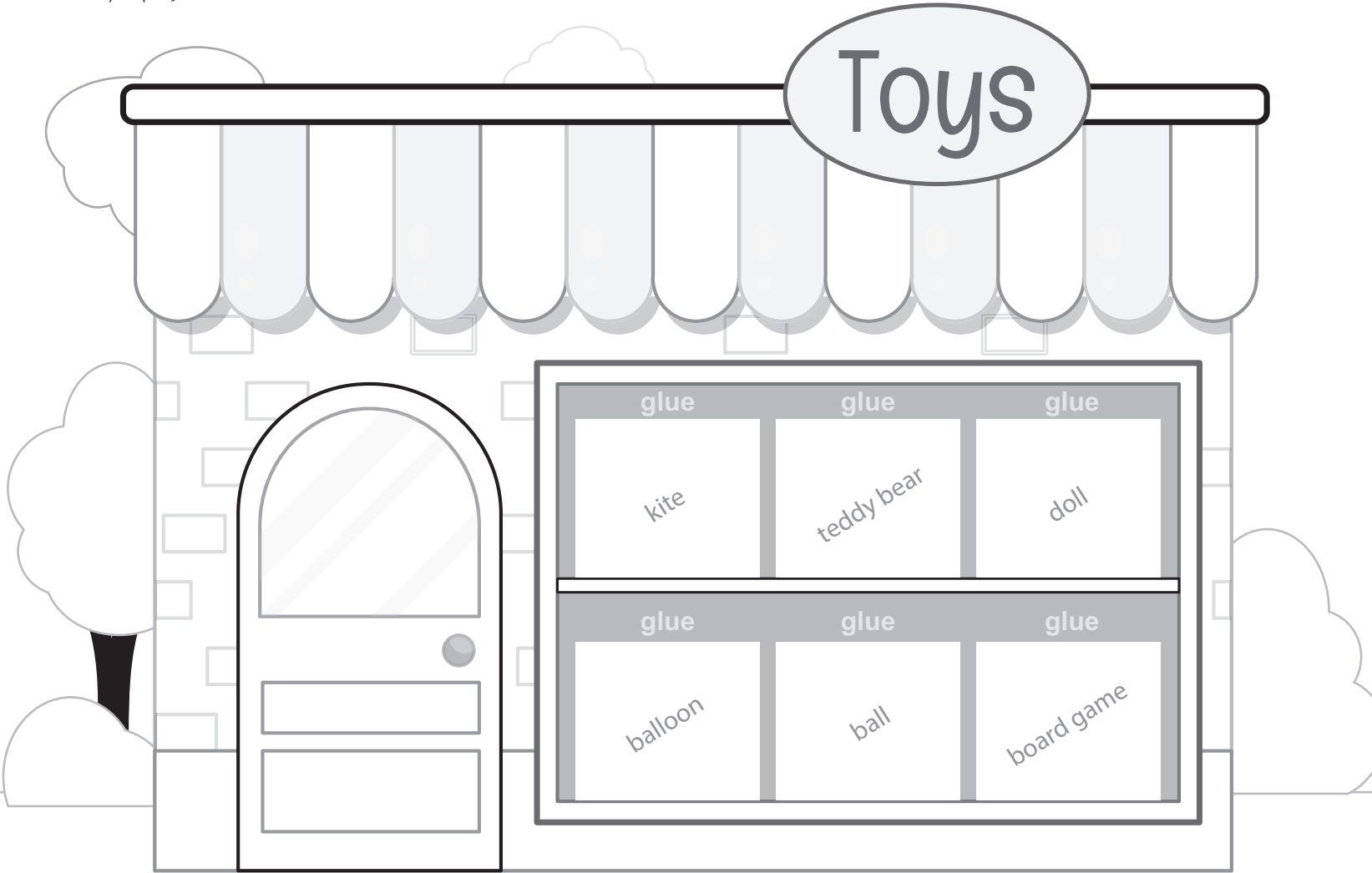
Look at the chart and answer. 

			
Bubu	<input checked="" type="checkbox"/>	<input checked="" type="checkbox"/>	<input type="checkbox"/>
Tiki	<input type="checkbox"/>	<input checked="" type="checkbox"/>	<input checked="" type="checkbox"/>
Niki	<input checked="" type="checkbox"/>	<input type="checkbox"/>	<input type="checkbox"/>

- Mr. Cooly: Have you got a teddy bear?
Bubu: Yes, I have.
- Mr. Cooly: Have you got a doll?
Niki: No, I haven't.
- Mr. Cooly: Have you got a ball?
Tiki:
- Mr. Cooly: Have you got a doll?
Bubu:
- Mr. Cooly: Have you got a teddy bear?
Niki:
- Mr. Cooly: Have you got a doll?
Tiki:
- Mr. Cooly: Have you got a ball?
Bubu:
- Mr. Cooly: Have you got a teddy bear?
Tiki:

TOY SHOP

Aşağıdaki oyuncak dükkanını ve oyuncakları istediğiniz renge boyayın. Alt bölümde bulunan oyuncak görsellerini kesin ve dükkanın penceresine “glue” yazan yerlerden yapıştırın.




UNIT 6

MY-HOUSE


Colour and cut.  




bedroom




playroom




bathroom




garage



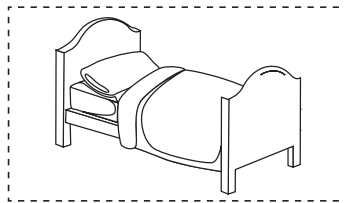
living room




kitchen



garden



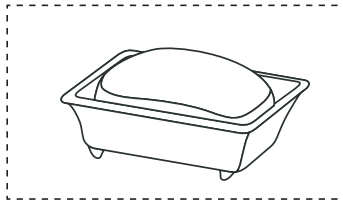
bed



teddy bear




doll




soap



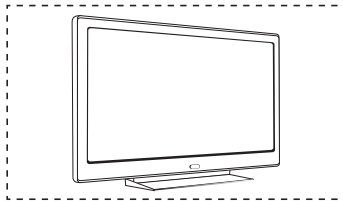
shampoo



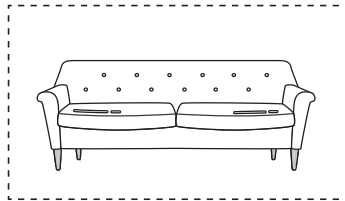
car




armchair




television



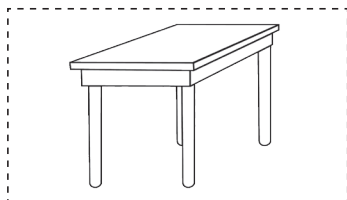
sofa



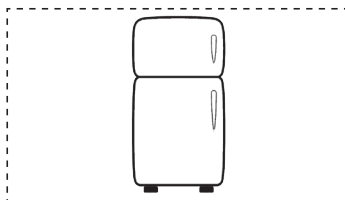
clock




kettle



table



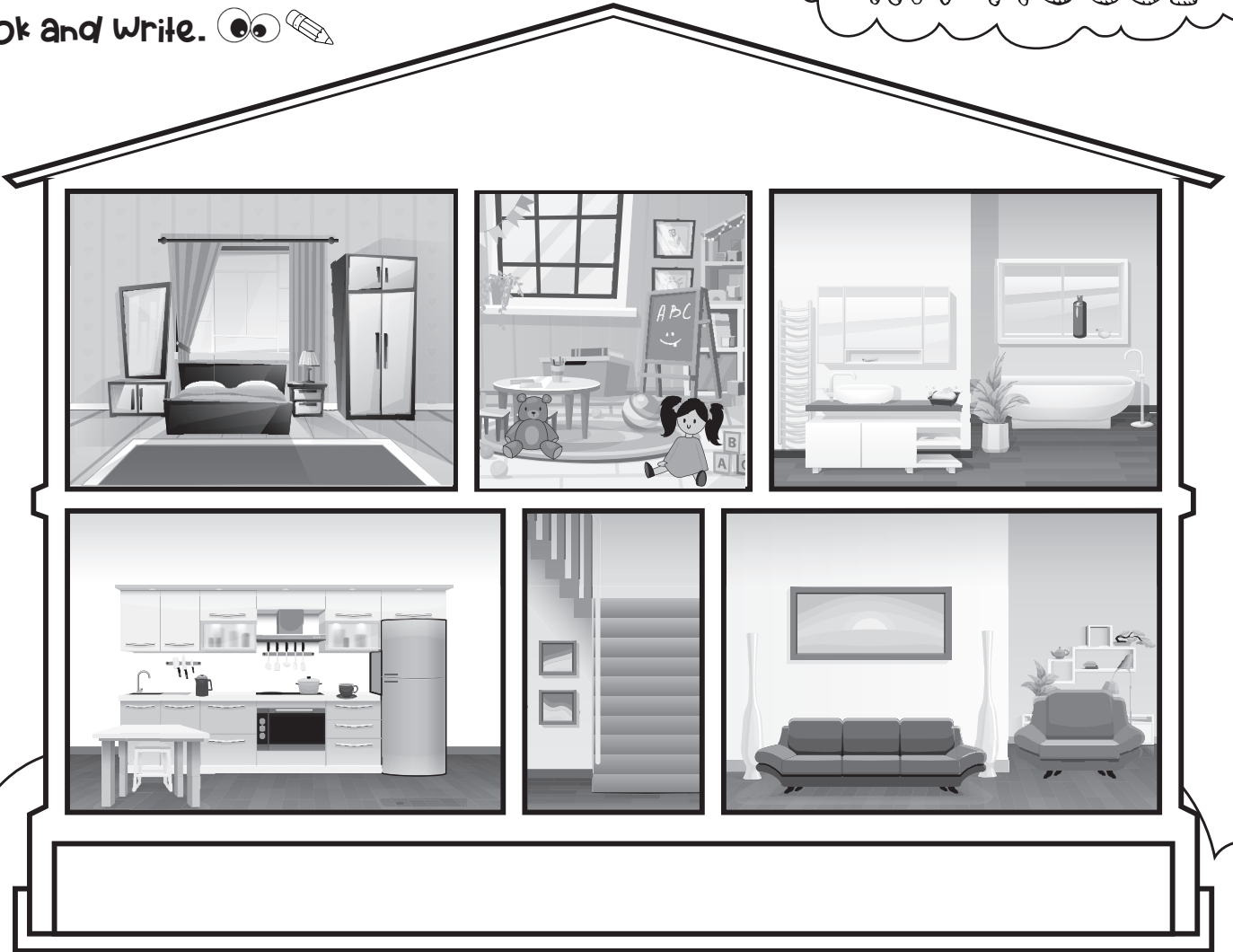
fridge



cup

MY HOUSE

Look and Write.  



- armchair
- fridge
- cup
- teddy bear
- sofa
- bed
- doll
- shampoo
- soap
- wardrobe

bathroom	bedroom	living room	playroom	kitchen

WHERE IS THE MONSTER?

Match, complete and colour.  

1. The blue monster ison.....
the sofa. f

2. The pink monster is
the bed.

3. The orange monster is
the kitchen.









4. The green monster is
the TV.

5. The purple monster is
the car.

6. The yellow monster is
the table.


7. The red monster is
the bag.

8. The brown monster is
the chair.



Look and circle.   


HAS GOT /
HASN'T GOT



1. She has got a bed / a cup.
2. He hasn't got a teddy bear / soap.
3. She hasn't got a car / a kite.
4. He hasn't got a kite / a ball.
5. She has got a teddy bear / a cup.
6. She hasn't got a kettle / a ball.
7. He has got a car / a cup.
8. He has got a TV / a kite.

Look and answer.   

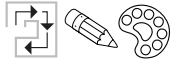
HAS HE /
SHE GOT ...?



1. Has she got a fridge? **Yes, she has.**
2. Has he got a bed? **No, he hasn't.**
3. Has she got a doll?
4. Has he got a clock?
5. Has he got a cup?
6. Has she got a chair?
7. Has he got an armchair?
8. Has she got a car?

SHAPES

Follow, draw and colour.

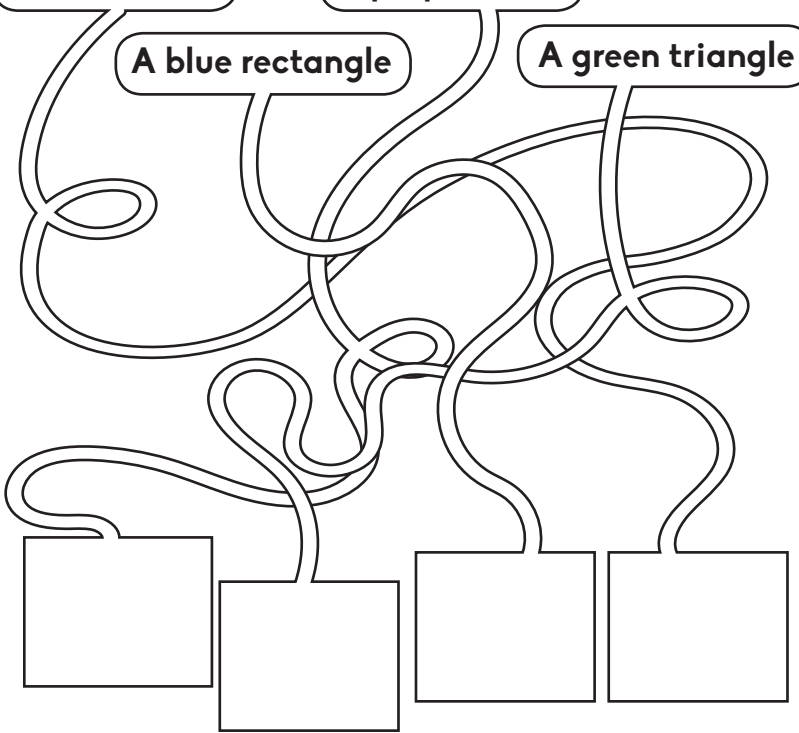


A red square

A purple circle

A blue rectangle

A green triangle



Count and write.

HOW MANY?



1. How many squares? Three squares.
2. How many triangles?
3. How many circles?
4. How many rectangles?

Read and circle.



IS IT ...?

1

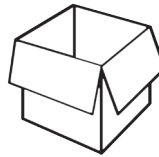


Masal: Is it circle?

Belgin: Yes, it is.



2

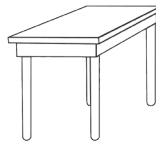


Masal: Is it square?

Belgin: No, it isn't.



3



Masal: Is it rectangle?

Belgin: Yes, it is.



4



Masal: Is it triangle?

Belgin: Yes, it is.



5




Masal: Is it circle?

Belgin: No, it isn't.



6







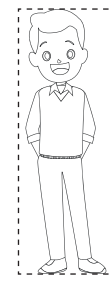
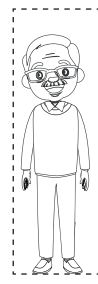


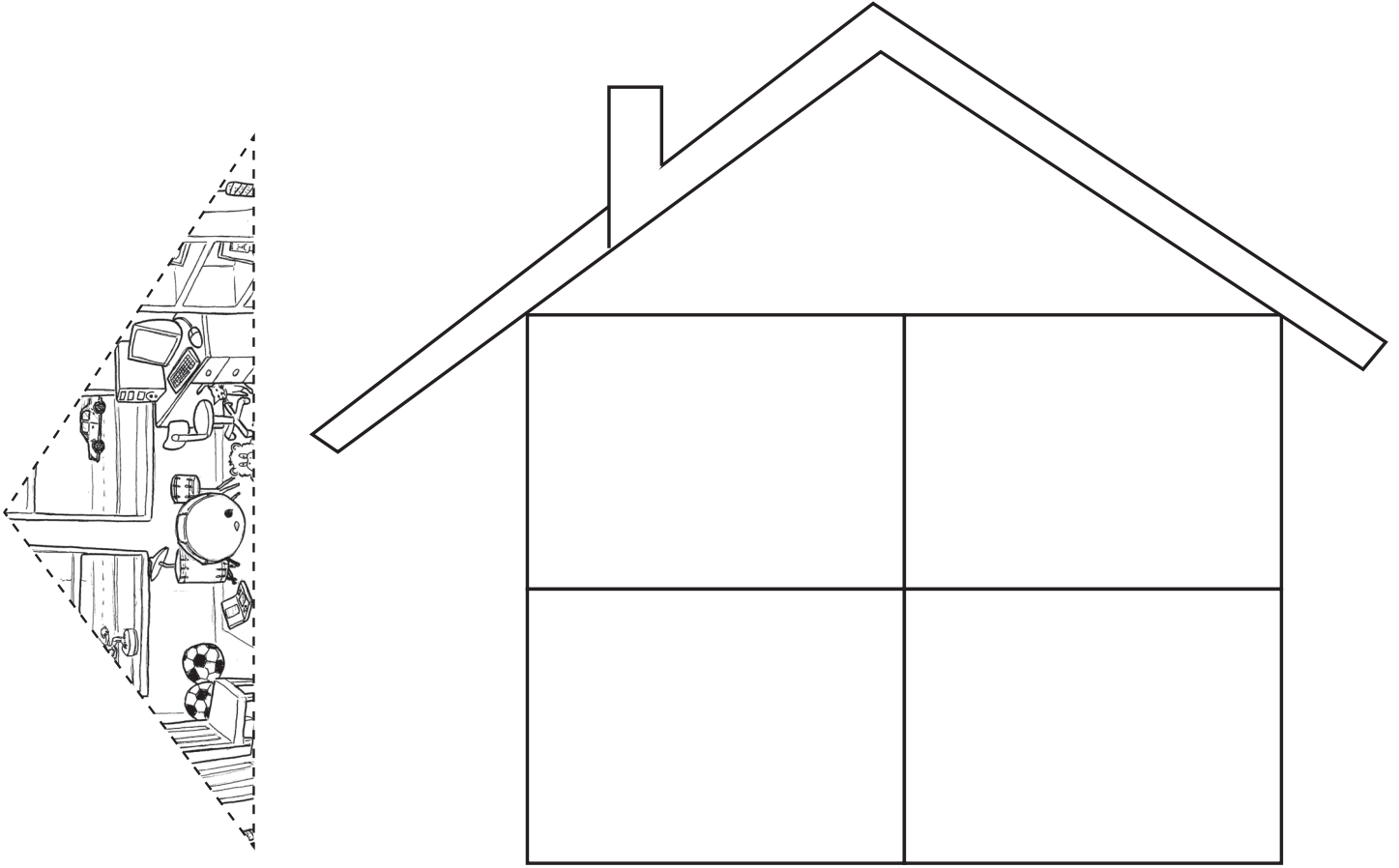
Masal: Is it square?

Belgin: Yes, it is.



HOME SWEET HOME

Aşağıdaki ev bölümlerini istediğiniz renge boyayın. Ev şablonunun üzerine yapıştırın. Aile üyelerini ve köpeği evin istediğiniz bölümüne yapıştırın ve arkadaşlarınıza "Where is grandpa?", "Where is the dog?" gibi sorular sorun.




UNIT 7

IN MY CITY

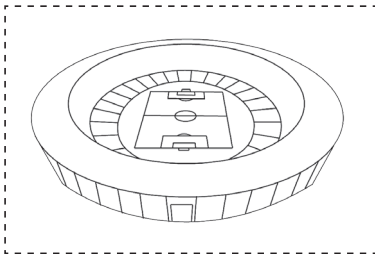
Colour and cut. 




shopping centre




school



stadium




zoo




bank




hospital




cafe




park



restaurant




museum



mosque

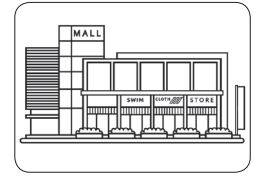
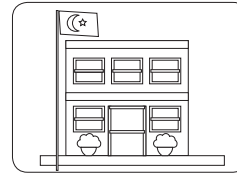



market


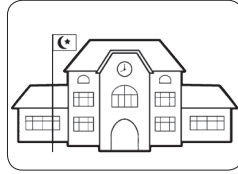


cinema


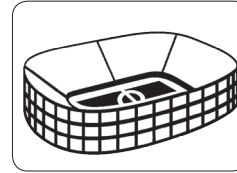
1. **shopping centre**




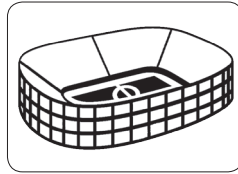
2. **school**




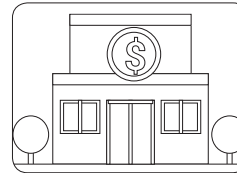

3. **stadium**






4. **zoo**




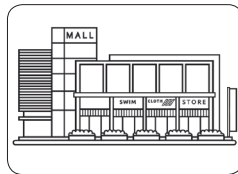
5. **bank**



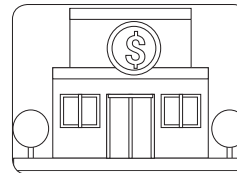

6. **hospital**




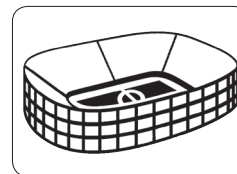

7. **museum**



8. **mosque**




9. **cinema**




Look and answer. 

WHERE ...?




1. Where is she?


She is at the school.




2. Where is he?



3. Where is he?




4. Where is she?



5. Where is she?



6. Where is he?



7. Where is she?




8. Where is he?

Look, match and circle. 

WHERE IS THE ...?

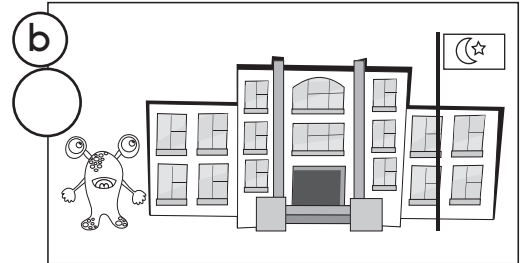
1. Where is the zoo?

- a) Here.
- b) Over there.
- c) I'm sorry. I don't know.




2. Where is the bank?

- a) Here.
- b) Over there.
- c) I'm sorry. I don't know.




3. Where is the hospital?

- a) Here.
- b) Over there.
- c) I'm sorry. I don't know.




4. Where is the school?

- a) Here.
- b) Over there.
- c) I'm sorry. I don't know.



5. Where is the shopping centre?

- a) Here.
- b) Over there.
- c) I'm sorry. I don't know.



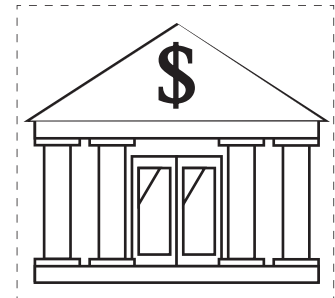

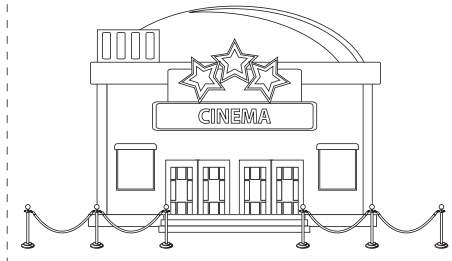
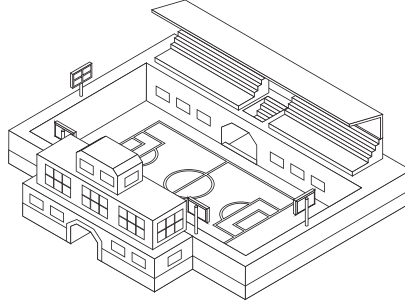
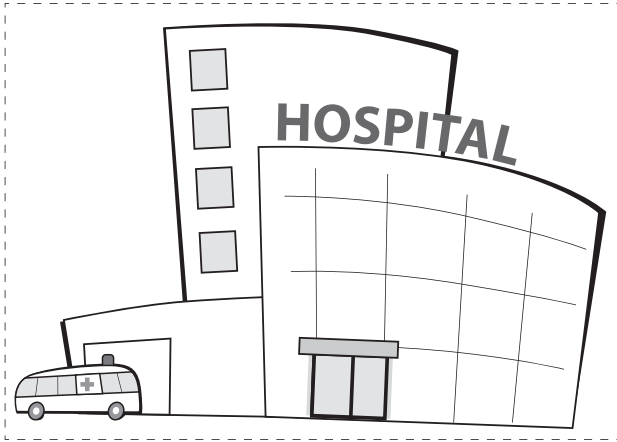
6. Where is the mosque?

- a) Here.
- b) Over there.
- c) I'm sorry. I don't know.



MONSTER CITY



Aşağıdaki binaları istediğiniz renge boyayın. Kenarlarından keserek renkli bir karton üzerine binaları istediğiniz şekilde yapıştırarak kendi şehrinizi oluşturun. Canavarları şehirde gezintiyeye çıkarın ve arkadaşlarınıza **“Where is he?”**, **“Where is she?”** sorularını yöneltin.




UNIT 8

TRANSPORTATION


colour and cut.




helicopter




ship




train




car




motorcycle



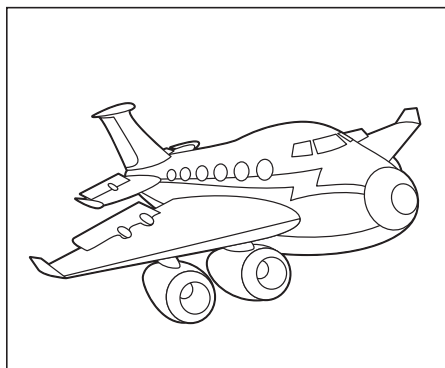
bike




scooter



boat













plane



bus

Circle and Write. 

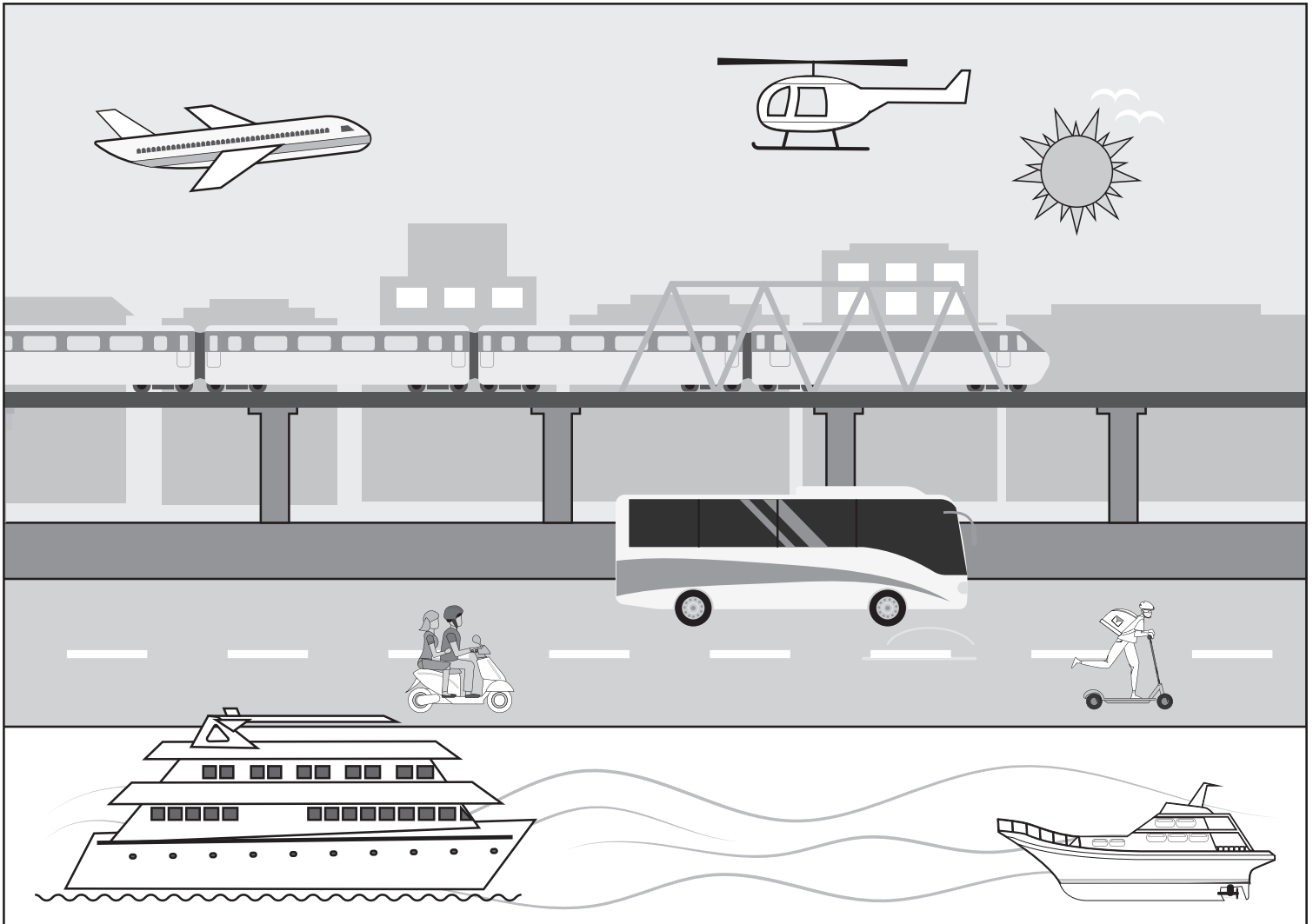
TRANSPORTATION



Look and complete with "in the sky", "in the street", "On the sea", "On the railway".



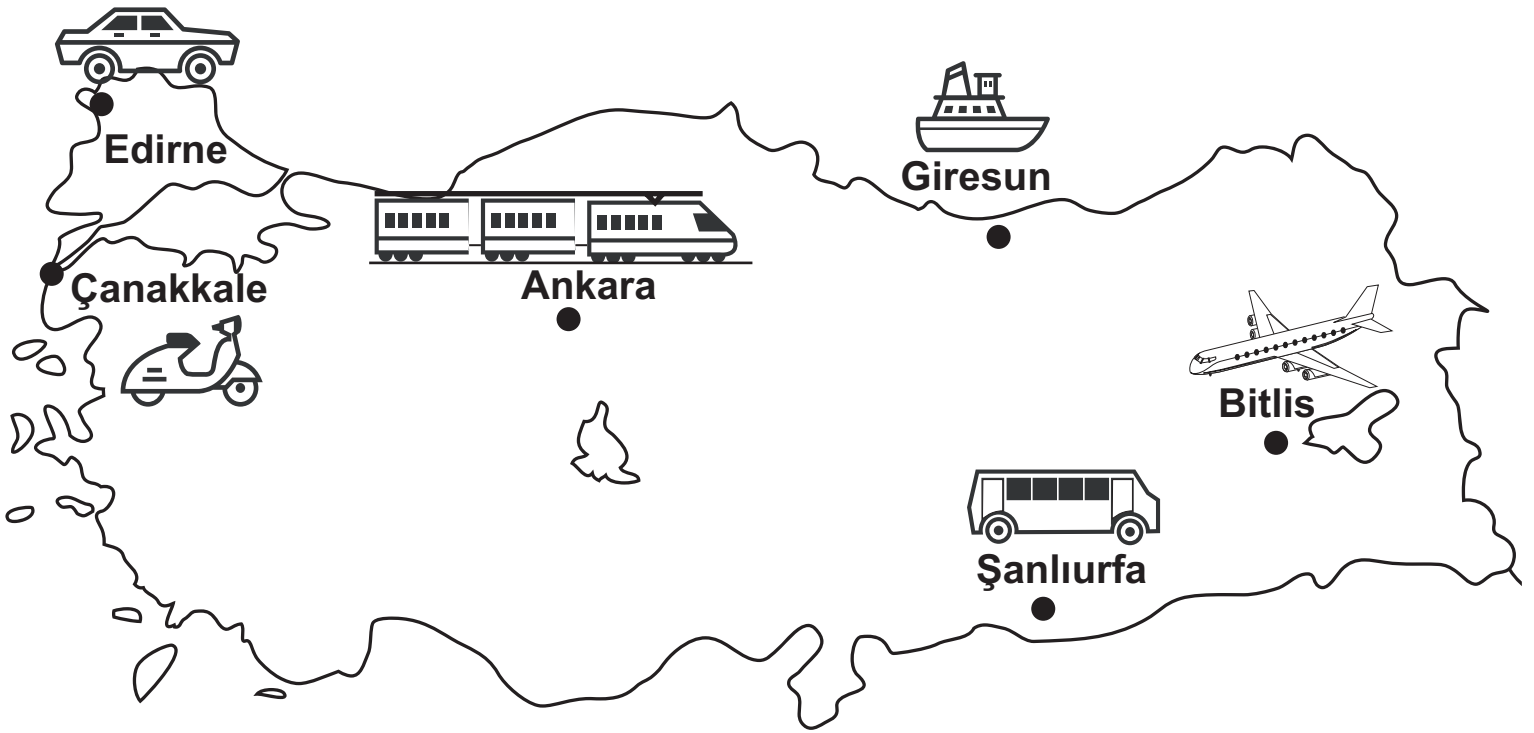
WHERE IS THE ...?



1. The plane is **in the sky**
2. The train is
3. The ship is
4. The motorcycle is
5. The helicopter is
6. The scooter is
7. The boat is
8. The bus is

HOW CAN I GO / GET TO ...?

Look and answer. 



1. How can I go to Edirne?

You can go by car.

2. How can I get to Ankara?

.....

3. How can I go to Giresun?

.....

4. How can I get to Bitlis?

.....

5. How can I go to Çanakkale?


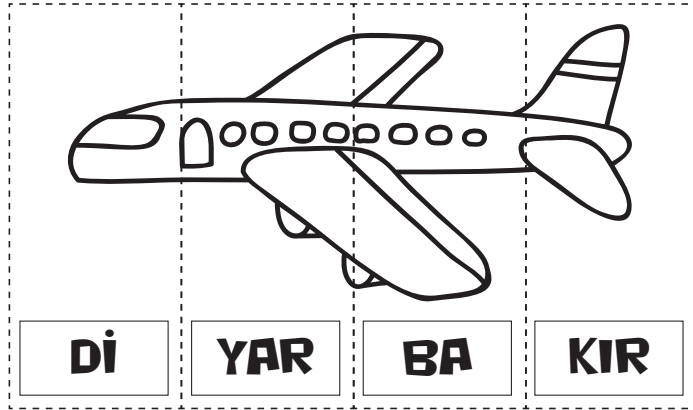
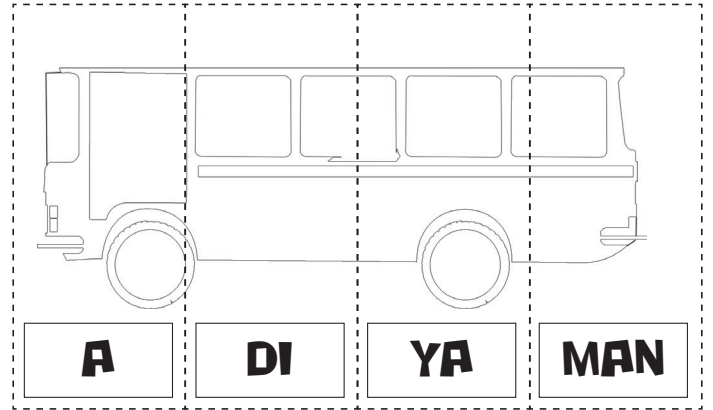
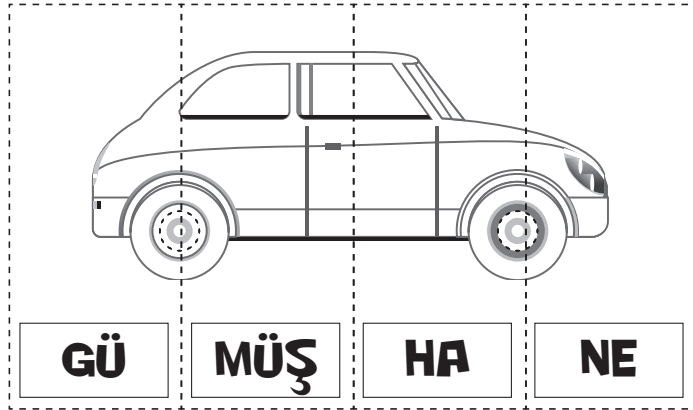
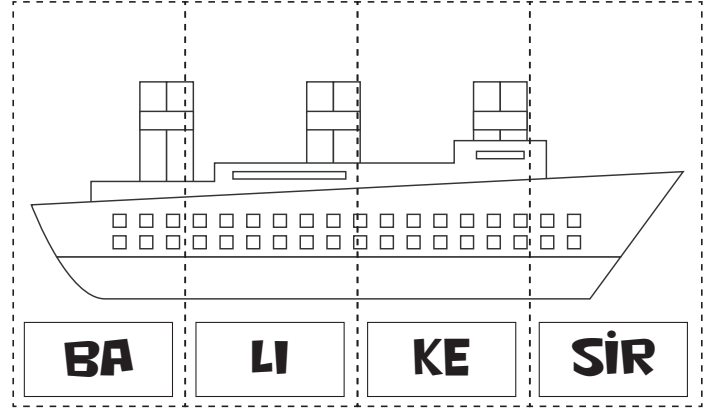
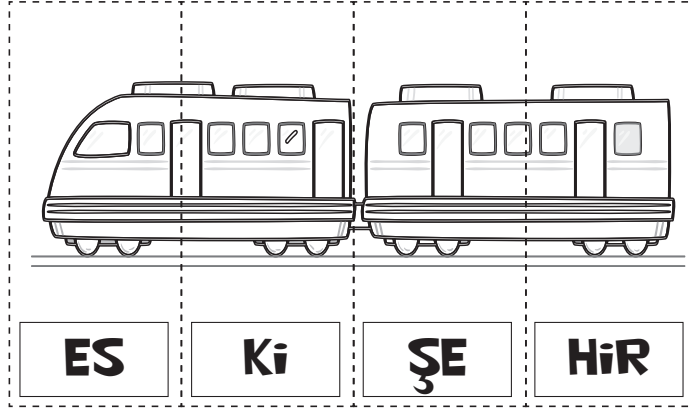
.....

6. How can I get to Şanlıurfa?

.....

TRANSPORTATION PUZZLE

Aşağıdaki taşıtları istediğiniz renge boyayın. Çizgi yerlerinden kesin, kestiğiniz parçaları karıştırın ve arkadaşlarınızla kestiğiniz parçaları bir araya getirin. Parçaları tamamladıktan sonra ortaya çıkan şehir ismine göre birbirinize "How can I go to ...?", "How can I get to ...?" şeklinde sorular sorun. Bakalım yapboz parçalarını kim en hızlı tamamlayıp, soruya doğru cevap verecek? Keyifli oyunlar. ☺




UNIT 9

WEATHER


colour and cut.  




cold




warm




hot




windy




cloudy



rainy




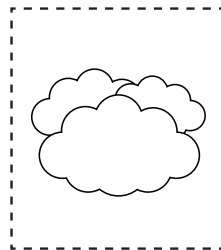
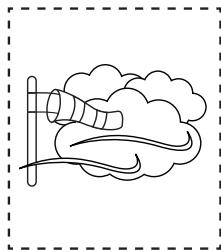
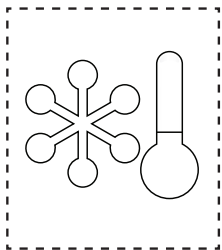
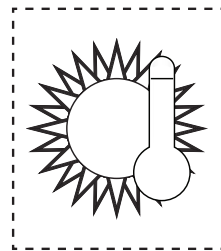




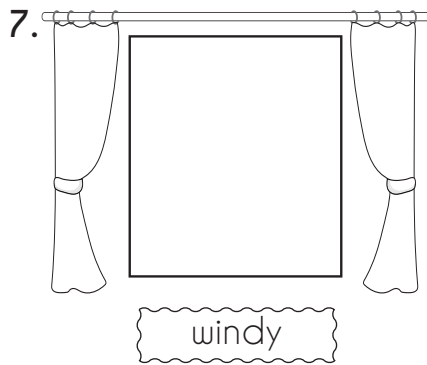






snowy



sunny


WEATHER

Colour, cut and stick.   



HOW IS THE WEATHER IN ...?

Look and answer. 



1. How is the weather in Muğla?

It's warm.
.....

2. How is the weather in Rize?

.....

3. How is the weather in Antalya?

.....

4. How is the weather in Bursa?

.....

5. How is the weather in Adana?

.....

6. How is the weather in Konya?

.....

7. How is the weather in Erzurum?

.....

8. How is the weather in İstanbul?

.....

Follow and answer. 

IS IT ...?

desert





rainforest

mountain

Van

Kütahya

Kars




- Is it cloudy in Van?
Yes, it is.
- Is it hot in the mountain?
No, it is snowy.
- Is it cold in Kars?
.....

- Is it sunny in Kütahya?
.....
- Is it rainy in the desert?
.....
- Is it rainy in the rainforest?
.....

Read and match.  


LET'S...





1. It's rainy. Let's go home.




2. It's windy. Let's fly a kite.




3. It's cold. Let's study at home.





4. It's hot. Let's swim.




5. It's warm. Let's ride a bike.



6. It's snowy. Let's read at home.



7. It's sunny. Let's walk.

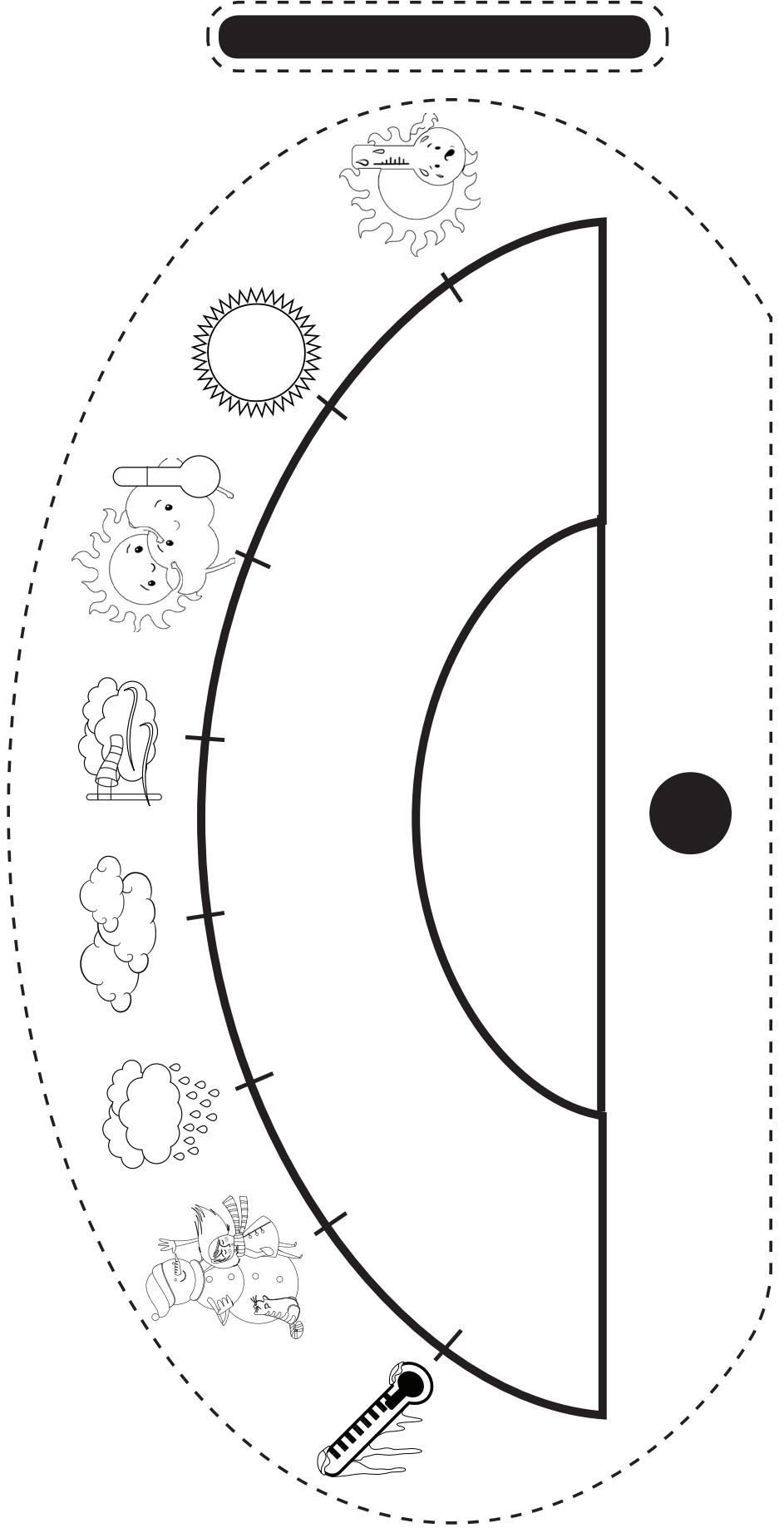


8. It's cloudy. Let's watch TV.

HOW IS THE
WEATHER
TODAY?

MY WEATHER STATION



Aşğıdaki göstergede bulunan hava durumu görsellerini boyayın. Gösterge çubuğunu kesip, göstergenin alttaki çizgisinin orta yerine raptiye ile tutturun. Sağlam olması için karton üzerine yapıştırarak sınıfınıza ya da odanıza asabilirsiniz. Göstergelyi oynatarak arkadaşlarınıza "How is the weather today?" diye sorun.




UNIT 10

NATURE


Colour and cut.




mountain



forest




ladybird




bear




cave




frog




sea




dolphin




bee




pigeon




seagull



lion



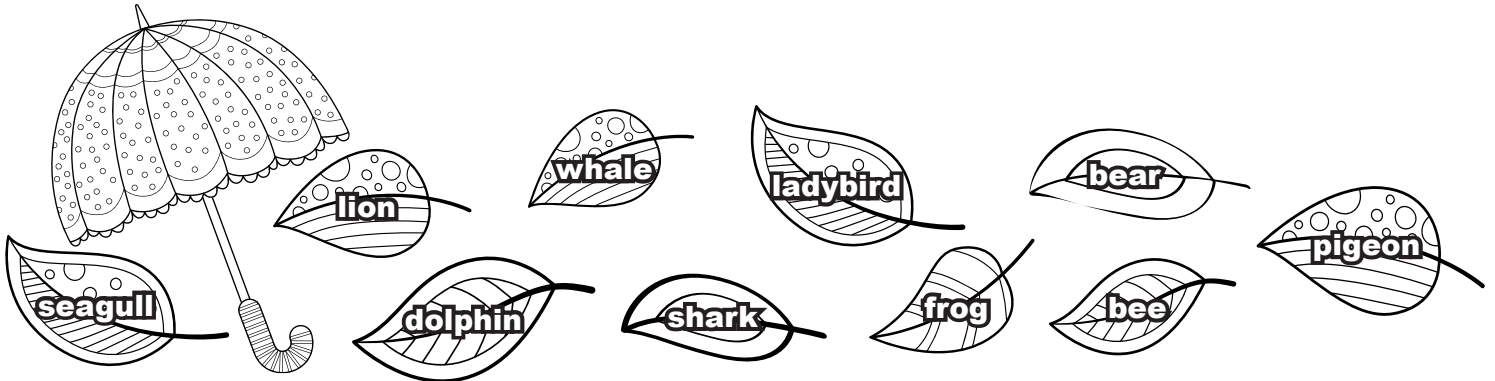
whale




shark

NATURE

Colour and Write. 




1.



a red and black

.....

2.



a black and yellow

.....

3.



a grey

.....


4.



a green

.....


5.



a white

.....


6.



a brown

.....


7.



a blue

.....


8.



a purple

.....


9.



a black

.....

10.



a yellow

.....

LIKE-DON'T LIKE

Match and circle. 

1. like / don't like ladybirds.

2. like / don't like frogs.

3. like / don't like bees.



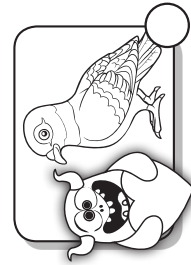



4. like / don't like bears.

5. like / don't like sharks.

6. like / don't like pigeons.


7. like / don't like dolphins.

8. like / don't like lions.



DO YOU LIKE ...?

Look and answer.  



1. Do you like sharks? **Yes, I do.**

2. Do you like bees?

3. Do you like seagulls?


4. Do you like dolphins?

5. Do you like whales?

6. Do you like whales?


YES, THERE ARE. /
NO, THERE AREN'T.

Look and answer. 



Are there dolphins in the seas?

Yes, there are.




Are there bees in the deserts?

.....



Are there bears in the caves?

.....




Are there ladybirds in the mountains?

.....



Are there frogs in the rivers?

.....




Are there whales in the forests?

.....


MEMORY GAME

Aşağıdaki hayvan görsellerini istediğiniz renge boyayın. Kenarlarından kesin. Kartları sıra üstüne ters koyarak hafıza oyunu oynayın. Her kart çevirdiğinizde görselde gördüğünüz hayvanın İngilizcesini söylemeyi unutmayın. Keyifli oyunlar. 😊








10 NOVEMBER







1881 - 1930













SUPER MONSTERS

Student's name



Date

Teacher's name


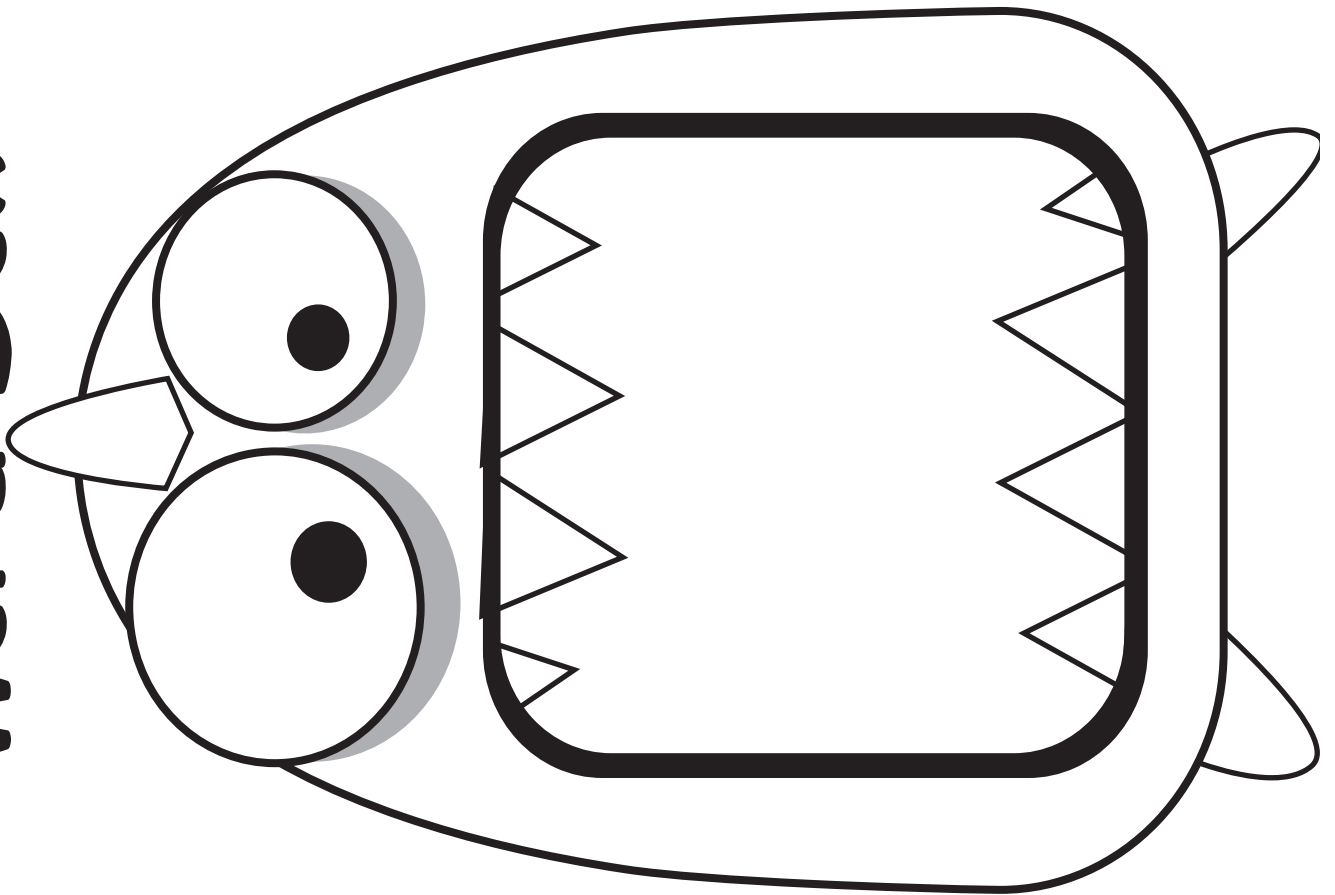





**SUPER MONSTER
OF THE WEEK**






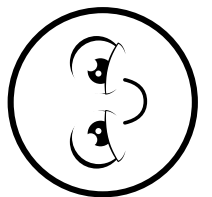

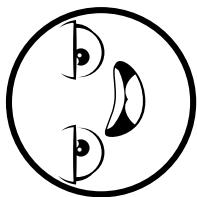
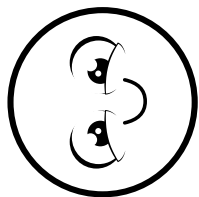
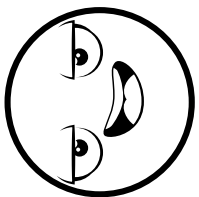
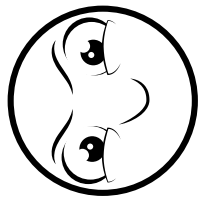
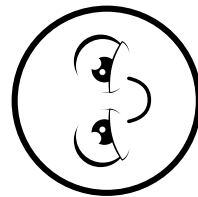



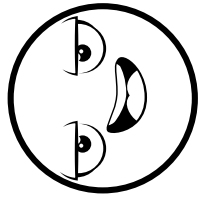
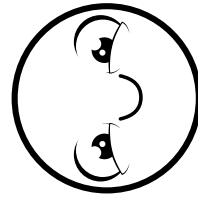







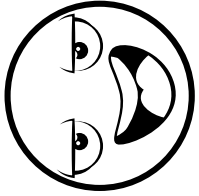

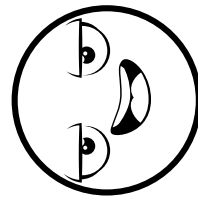




Super Monsters Word Box




SUPER MONSTERS STICKER CHART





WORD OF THE DAY



SUPER MONSTERS PUPPETS

