



# THEME 1

# SCHOOL LIFE

Colour, cut and put them in your word box.




Good morning.




Good afternoon.




Good evening.




Good night.




Hello! / Hi!




Goodbye! / Bye!



teacher




pupil / student




headmaster /  
principal




headmistress /  
principal




friend




boy




girl



kid



classroom




lunch hall /  
lunchroom



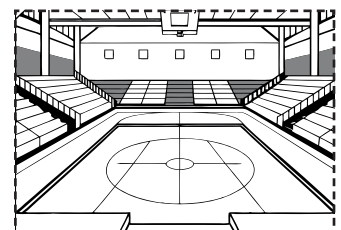
library



playground



garden



sports hall

# GREETINGS

Look and write. 

Good-night.

Hello! / Hi!

Good afternoon.


Bye! / Goodbye!

Good evening.

Good morning.




1. Good night. ....



4. ....



2. ....



5. ....



3. ....



6. ....



# WHAT IS YOUR NAME?

Follow and answer. 


1. What is your name?

2. What is your name?

3. What is your name?

4. What is your name?

5. What is your name?



Emma



Roz



Zena



Joey



Bob

1. My name is Bob.

2. ....


3. ....

4. ....


5. ....

Read and choose.  

1. Ali : How are you?  
Sema : I'm fine.





2. Lisa : Nice to meet you.  
Brad : Nice to meet you, too.




3. Anna : Good morning.  
Tim : Good morning.





4. Kate : How are you?  
John : I'm okay. Thank you.




5. David : Hello!  
Sally : Hi!



6. Funda : Good evening.  
Erdi : Good evening.



Look and complete.  




te\_ch\_r



\_ea\_mas\_er



h\_ad\_istres\_




\_rie\_d



p\_p\_l



\_o\_




g\_\_l



k\_\_




s\_ho\_l




\_an\_ee\_n




li\_rar\_




spor\_s hal\_



teac\_ers' ro\_m



\_lass\_oom




g\_rd\_n




\_laygro\_nd

## Look and answer.




What is it?  
It's a classroom.



What is it?



What is it?



What is it?



What is it?



What is it?

## Read and put a tick (✓).



1 Is it a playground?  
Yes, it is.



2 Is it a lunch hall?  
Yes, it is.



3 Is it a classroom?  
Yes, it is.



4 Is it a teachers' room?  
Yes, it is.



5 Is it a garden?  
Yes, it is.



6 Is it a school?  
Yes, it is.



# Order and match. 123

1 a he teacher is .

.....

2 pupil is she a .

.....

3 is a boy he .

.....

4 she a headmistress is .






.....

5 friend my she is .

.....




6 headmaster he a is .

.....





# Look and match.



1. Where is he?

☐

2. Where is he?

☐

3. Where is she?

☐

4. Where is he?

☐

5. Where is he?

☐

6. Where is she?

☐

7. Where is she?

☐

8. Where is he?

☐

a) She is in the teachers' room.

b) He is in the sports hall.

c) He is in the canteen.

d) He is in the classroom.

e) He is in the lunchroom.

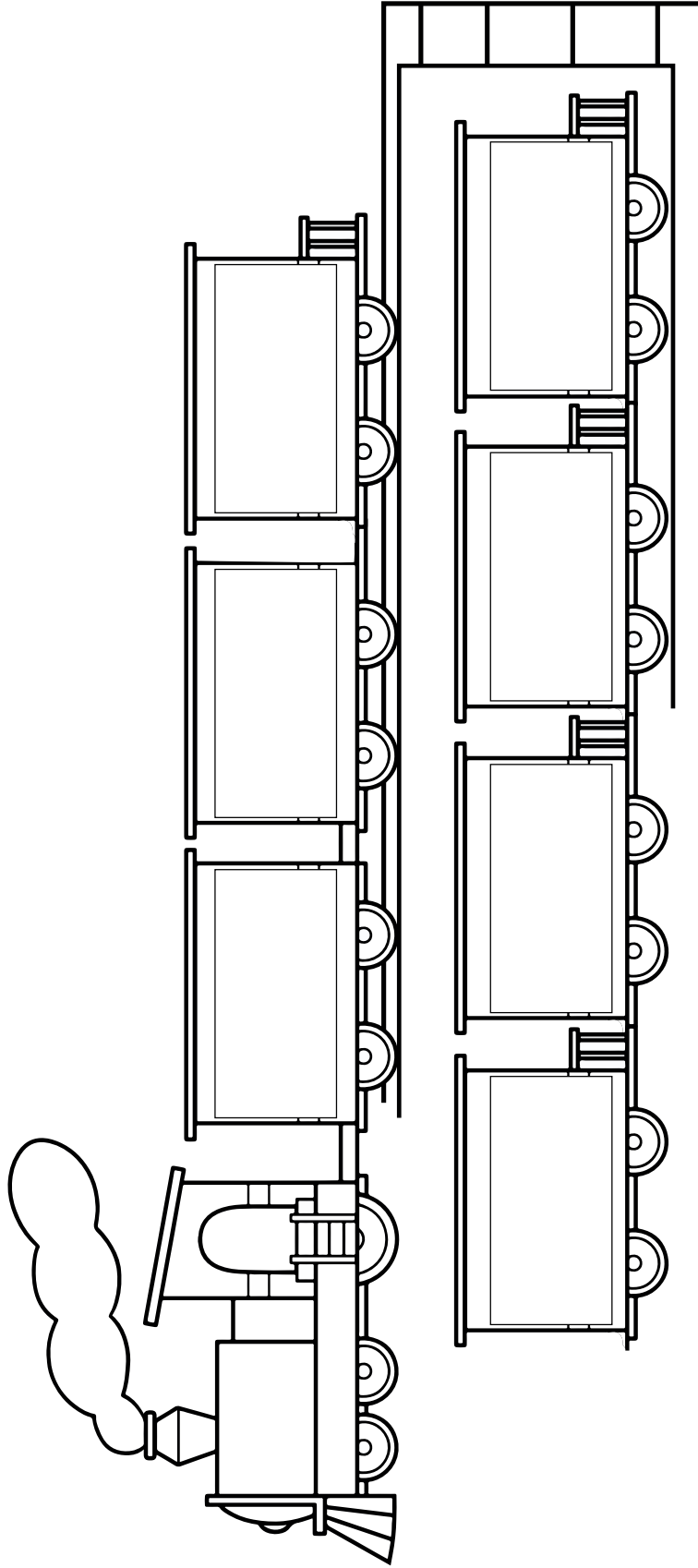
f) She is in the garden.

g) She is in the library.

h) He is in the playground.

# MONSTERS CRAFT

Aşağıdaki günleri kesin, trendeki kutulara doğru sırayla yapıştırın ve treni istediğiniz renge boyayın.



✂️ **FRIDAY**

✂️ **TUESDAY**

✂️ **SUNDAY**

✂️ **WEDNESDAY**

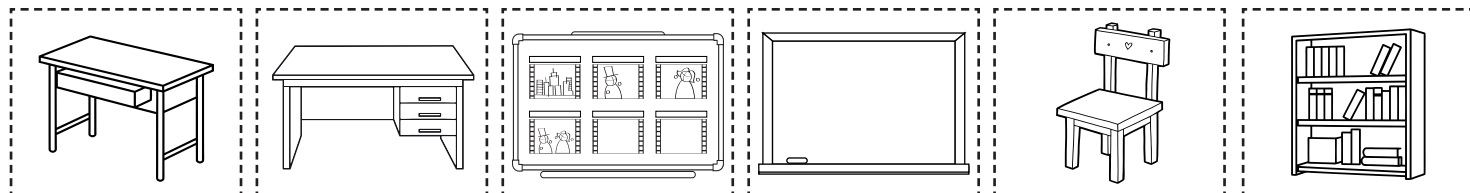
✂️ **SATURDAY**

✂️ **MONDAY**

✂️ **THURSDAY**

# THEME 2 CLASSROOM LIFE

Colour, cut and put them in your word box. 



desk

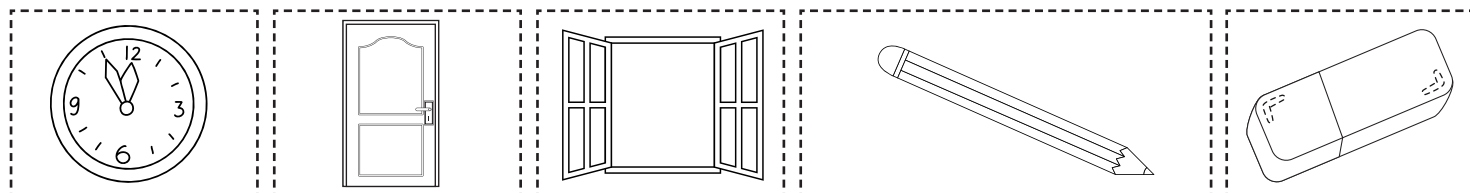
table

smart board

blackboard /  
whiteboard

chair

bookcase



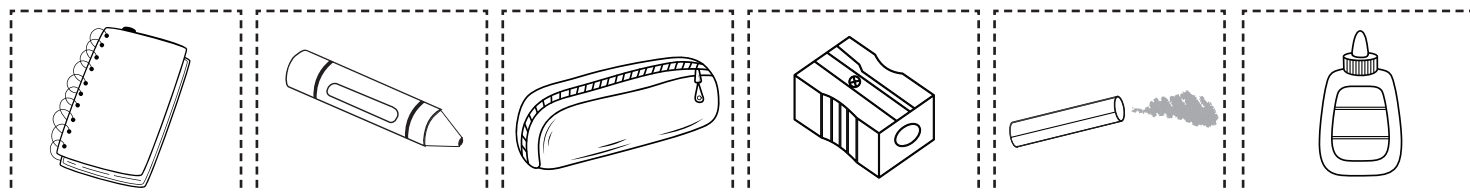
clock

door

window

coloured pencil

rubber / eraser



notebook

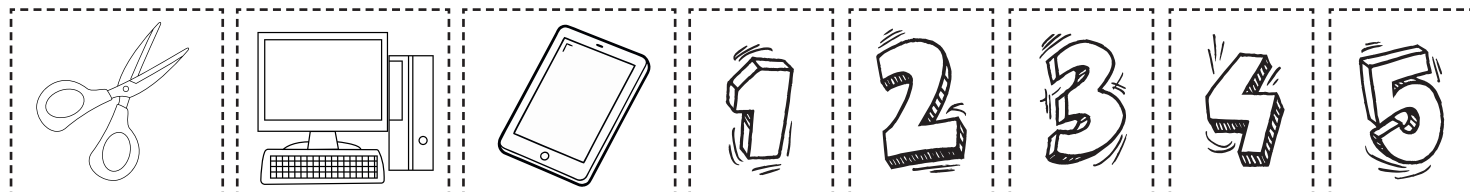
crayon

pencil case

sharpener

chalk

glue



scissors

computer

tablet

one

two

three

four

five



six

seven

eight

nine

ten

eleven

twelve

thirteen



fourteen

fifteen

sixteen

seventeen

eighteen


nineteen

twenty

# CLASSROOM LIFE



blue




orange



red




pink



purple




green




yellow




black



white




brown




Draw a cat!



Close the door!



Point to the window!




Look at the board!



Repeat, please!



Raise your hand!



Be quiet!



Sit down!



Stand up!




Look here!



Come to the board!




Look at me!




Open your books!



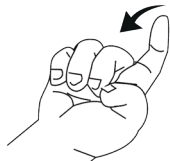
Listen, please!



Pass the pencil!



Colour it, please.



Come here, please.



Put your books in the bags, please!



It is break time now!



Hurry up!



Well done!



Sorry!


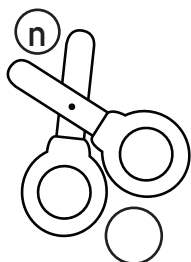
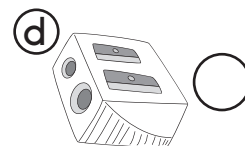

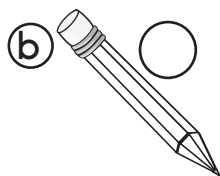



Of course!

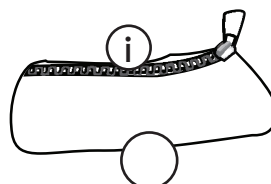
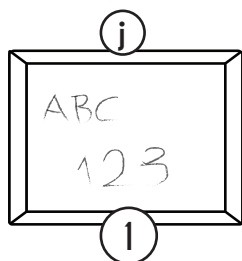
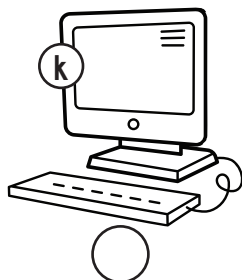




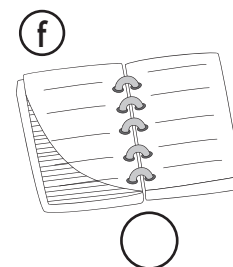
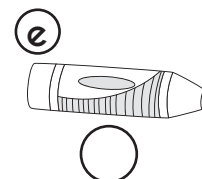


Look and match. ●●

# CLASSROOM OBJECTS

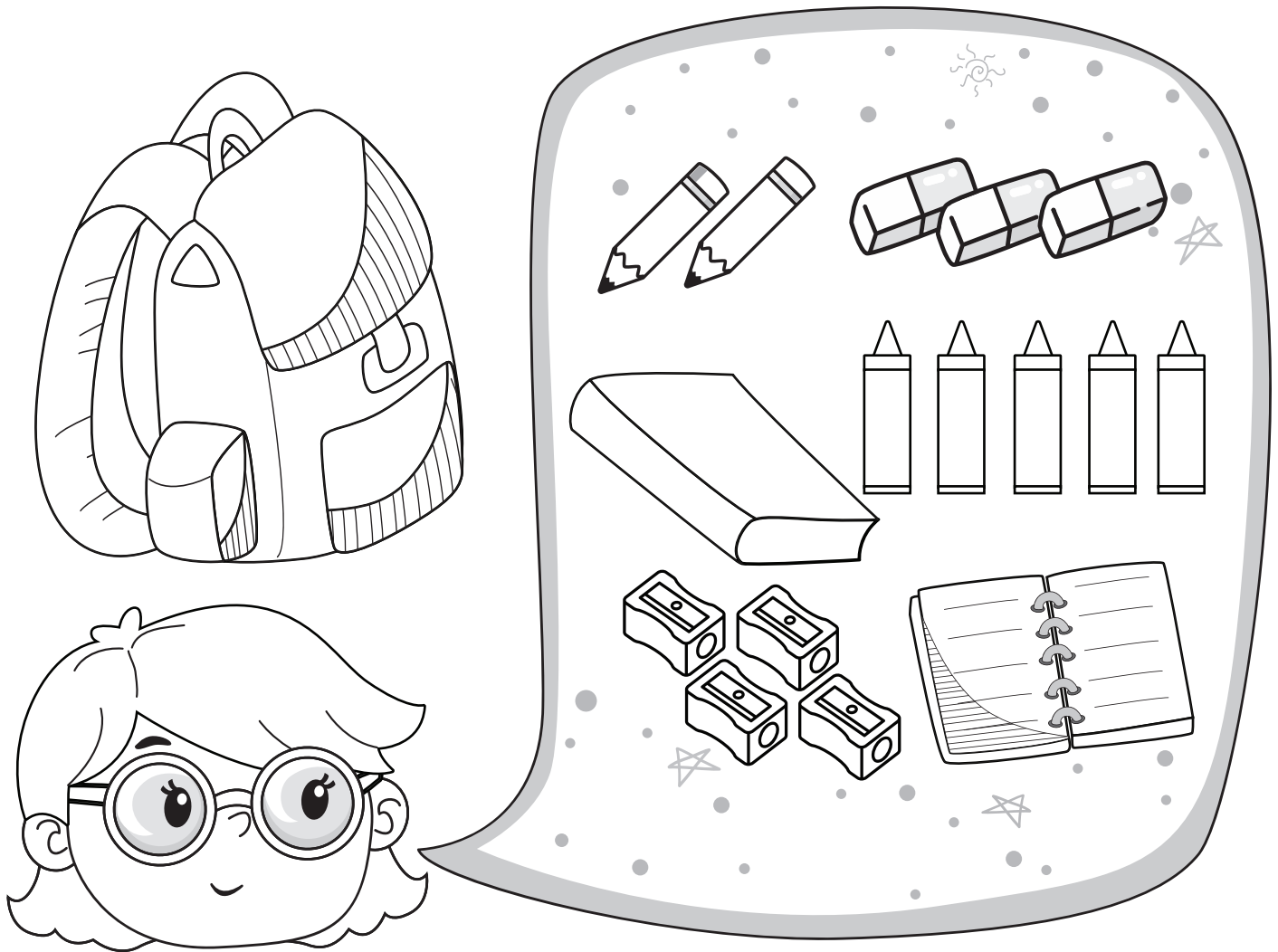


- ~~1.~~ whiteboard
2. table
3. chair
4. desk
5. scissors
6. pencil
7. computer
8. crayon
9. book
10. notebook
11. pencil case
12. sharpener
13. clock
14. rubber / eraser



Look and answer.  

HOW MANY?



1. How many pencils?

Two pencils.

2. How many crayons?

.....

3. How many sharpeners?

.....

4. How many books?

.....

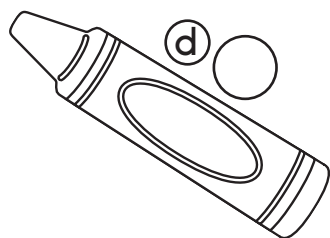
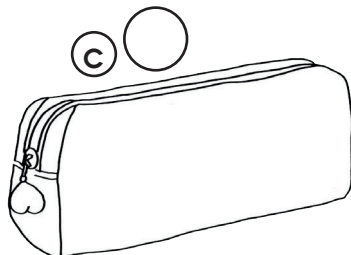

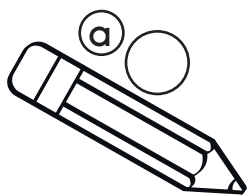
5. How many erasers?

.....

6. How many notebooks?

.....

Read, colour and match.



1. The book is red.

2. The pencil is yellow.

3. The computer is black.

4. The rubber is white.

5. The table is brown.

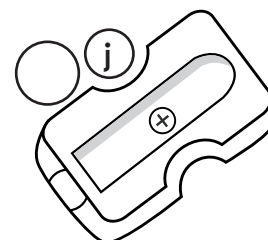

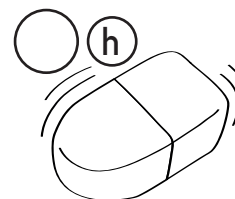
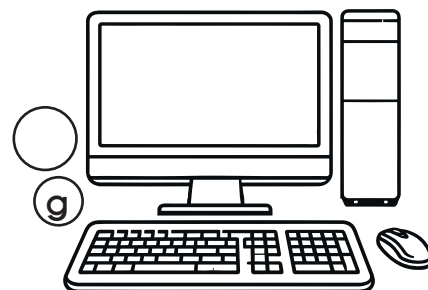
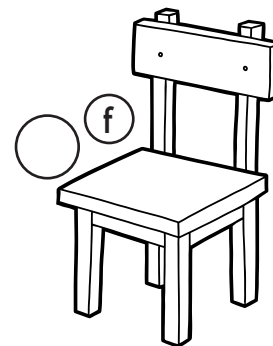
6. The sharpener is pink.

7. The chair is orange.

8. The pencil case is green.

9. The notebook is blue.

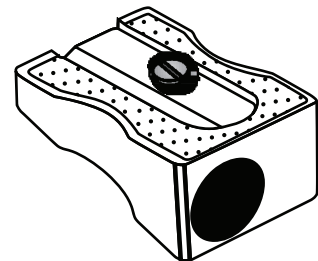
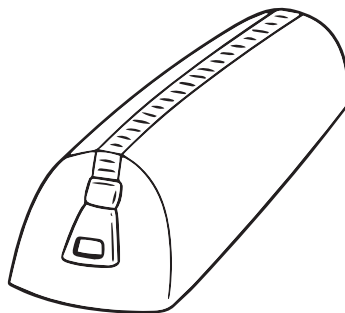
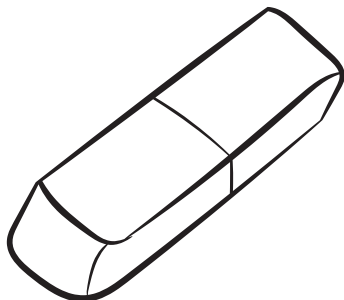


10. The crayon is purple.



Follow and colour.



WHAT COLOUR IS IT?



① What colour is the pencil?

② What colour is the book?

③ What colour is the sharpener?

④ What colour is the clock?

⑤ What colour is the eraser?

⑥ What colour is the pencil case?

It's orange.

It's yellow.

It's pink.

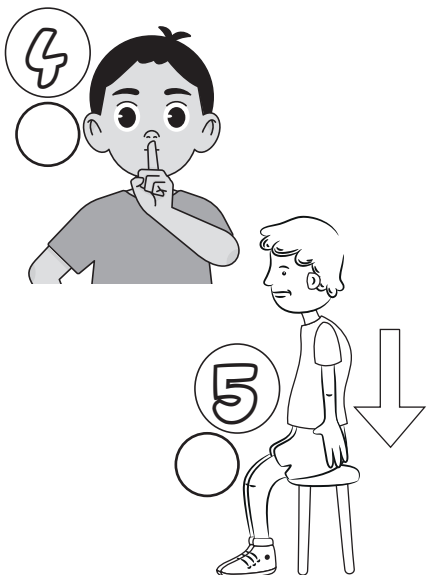


It's blue.

It's red.

It's green.



# Look and match.



**a** Come to the board!

**b** Sit down!

**c** Draw a cat!

**d** Open your books!

**e** Raise your hand!




**f** Stand up!

**g** Close the door!

**h** Be quiet!

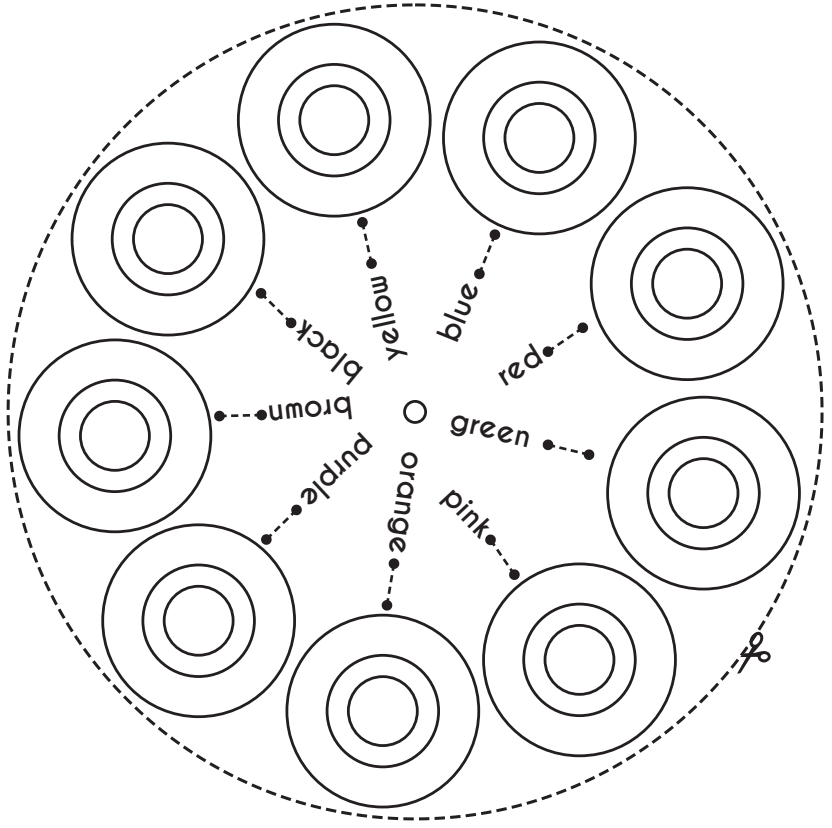
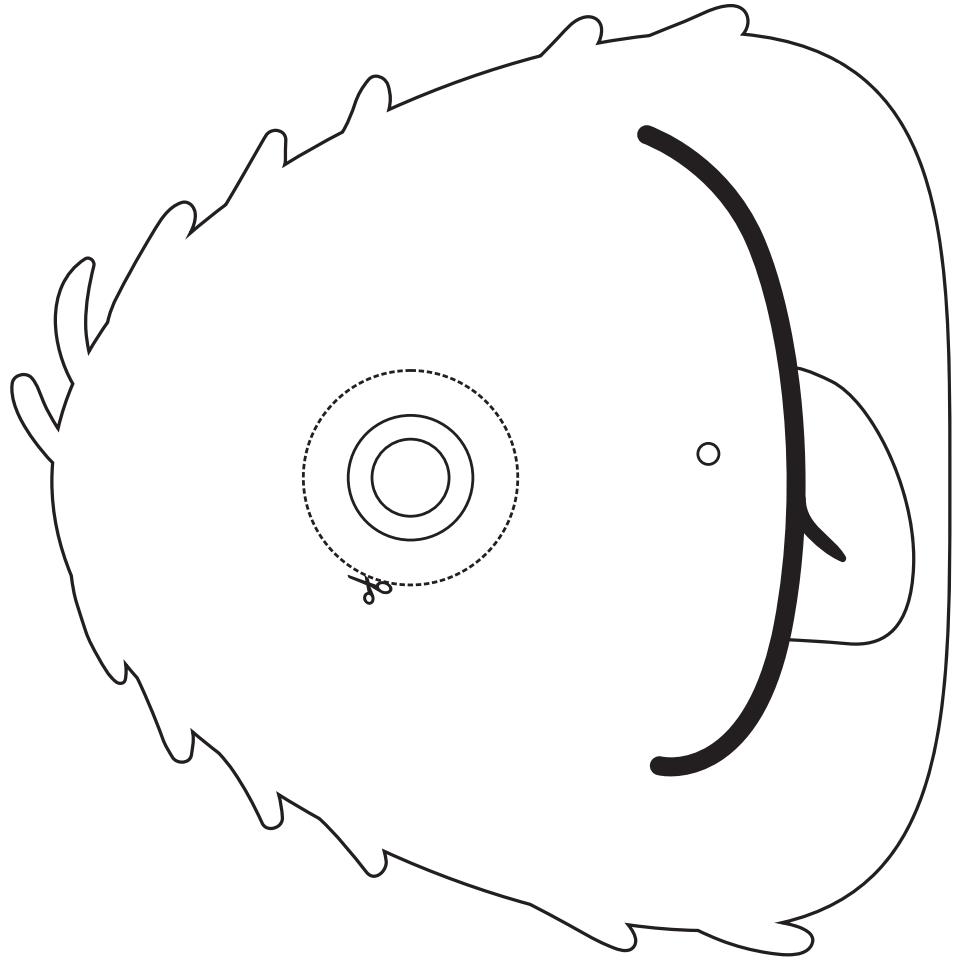
**i** Colour it, please.

**j** Pass the pencil, please!



# MONSTERS CRAFT

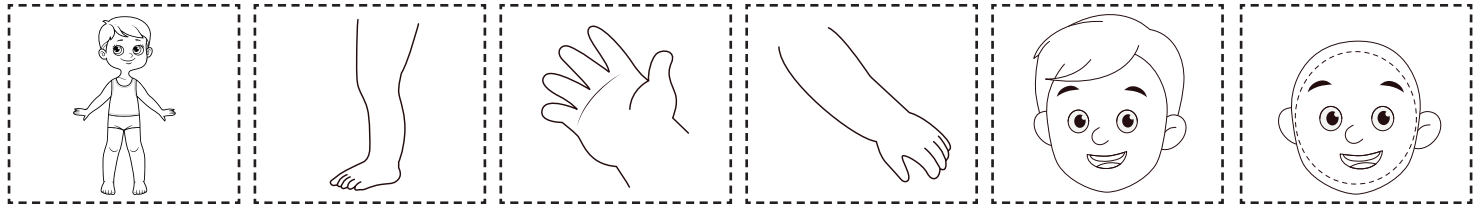
Aşağıdaki canavarı istediğiniz renge boyayın. Canavarın göz kısmını kesin. Yan taraftaki çarkta gözleri belirtilen renklerde boyayın. Çarkın üzerindeki küçük daire ile canavarın yüzündeki küçük daireyi üst üste getirip raptiye ile tutturun ve çarkı çevirerek göz renklerinin İngilizcesini söyleyin.



# THEME 3

# PERSONAL LIFE

Colour, cut and put them in your word box.



body

leg

hand

arm

head

face




ear

eye

nose

mouth

hair




big

small

tall

short


long



dark

blond

blonde

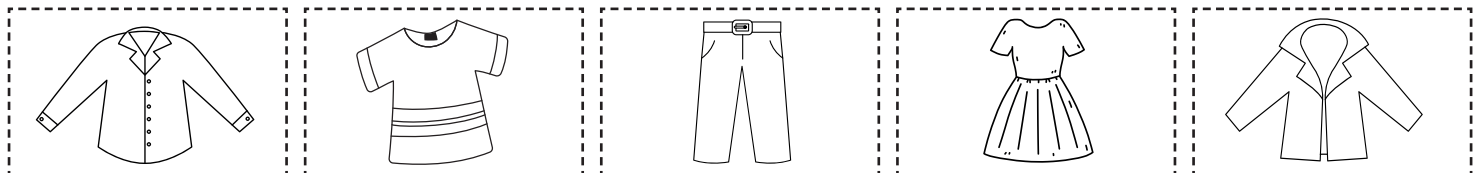


cold

hot

rainy

snowy



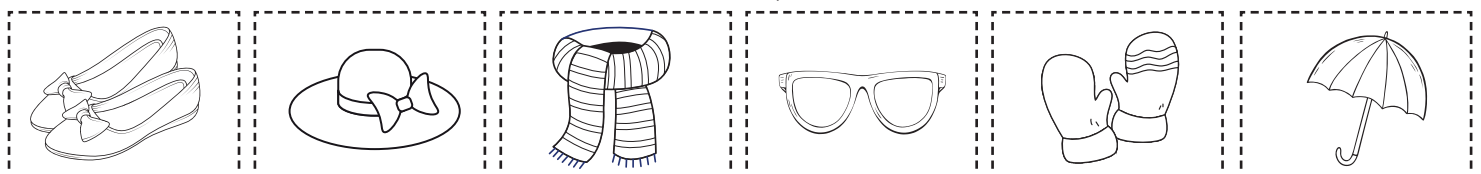
shirt

T-shirt

trousers / pants

dress

coat



shoes

hat

scarf

glasses

gloves

umbrella

# MY BODY


Look and write.  

1 hair

2

4

3



ear	leg	nose
<del>hair</del>	eye	mouth
arm	head	hand




5

6

7

8

9





# WHAT IS THIS?

Look and write. 

1. This is my nose.



2. ....



3. ....



4. ....



5. ....



6. ....



Read, look and answer. 

# HOW MANY?

1. How many arms have you got?

Two arms.

2. How many eyes have you got?

.....

3. How many ears have you got?

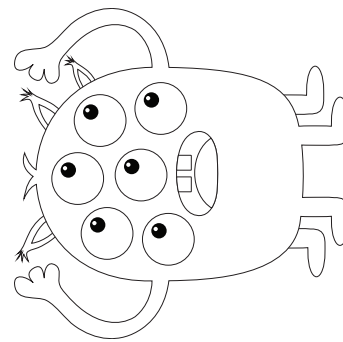
.....

4. How many legs have you got?

.....

5. How many mouths have you got?

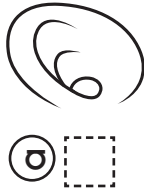
.....



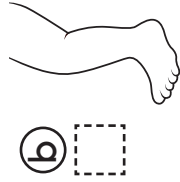
# WHAT HAVE YOU GOT?

Read, match and colour. 

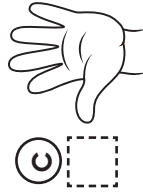
1. I have got a red nose.



2. I've got a blue eye.



3. I have got a yellow ear.



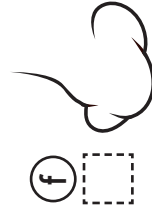
4. I've got a green hand.



5. I have got a pink leg.


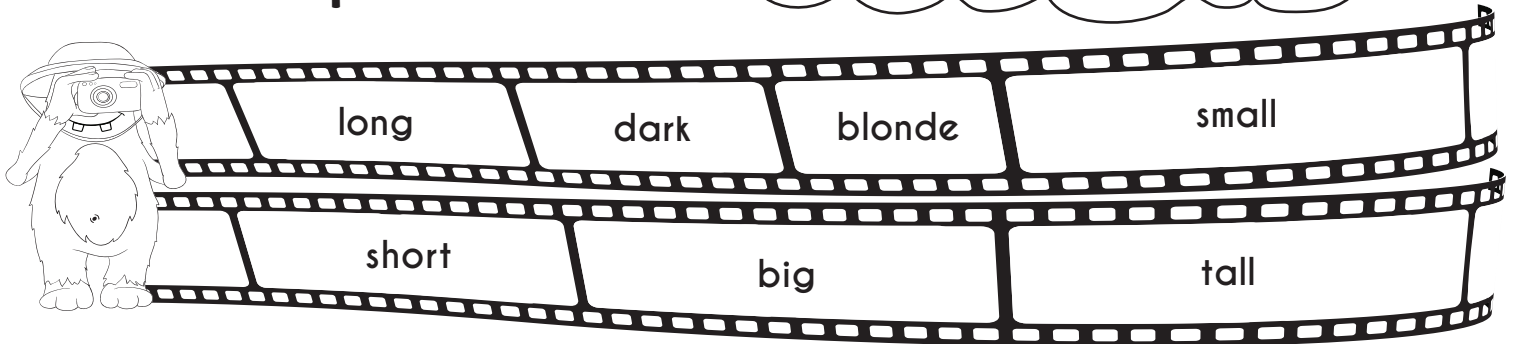


6. I've got an orange mouth.




# PHYSICAL APPEARANCE

Look and complete.  




1. He is .....



2. It is .....




3. She has got ..... hair.




4. It is .....



5. He has got ..... hair.




6. He is .....



7. It is .....

Look and circle.  



1. Is she short?

a) Yes, she is.


b) No, she isn't.



4. Is it long?

a) Yes, it is.

b) No, it isn't.



2. Is it big?

a) Yes, it is.

b) No, it isn't.



5. Is it small?

a) Yes, it is.

b) No, it isn't.





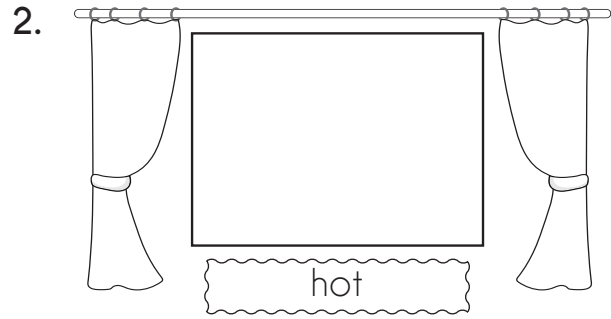

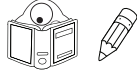
3. Is he tall?

a) Yes, he is.

b) No, he isn't.

# WEATHER


Read and draw.



Look and answer.



HOW IS THE WEATHER IN ...?



1. How is the weather in Rize?

.....

2. How is the weather in Adana?

.....

3. How is the weather in Konya?

.....

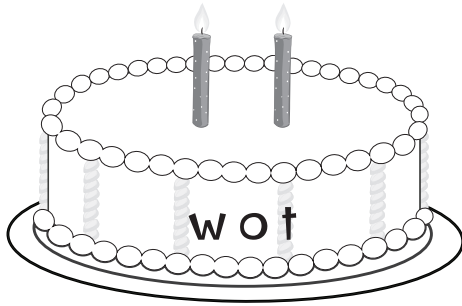
4. How is the weather in Erzurum?

.....

# HOW OLD ARE YOU?

Draw and write. 


①



How old are you?

I'm two years old.

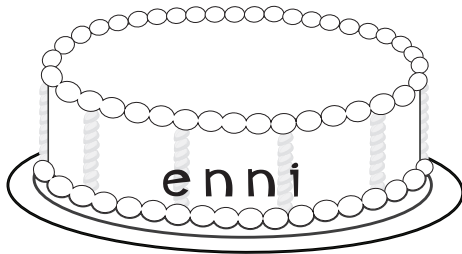
④



How old are you?

.....


②



How old are you?

.....

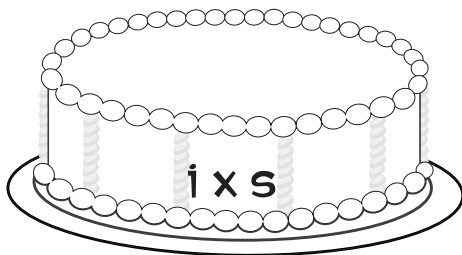
⑤



How old are you?

.....


③



How old are you?

.....



⑥




How old are you?

.....

# CLOTHES

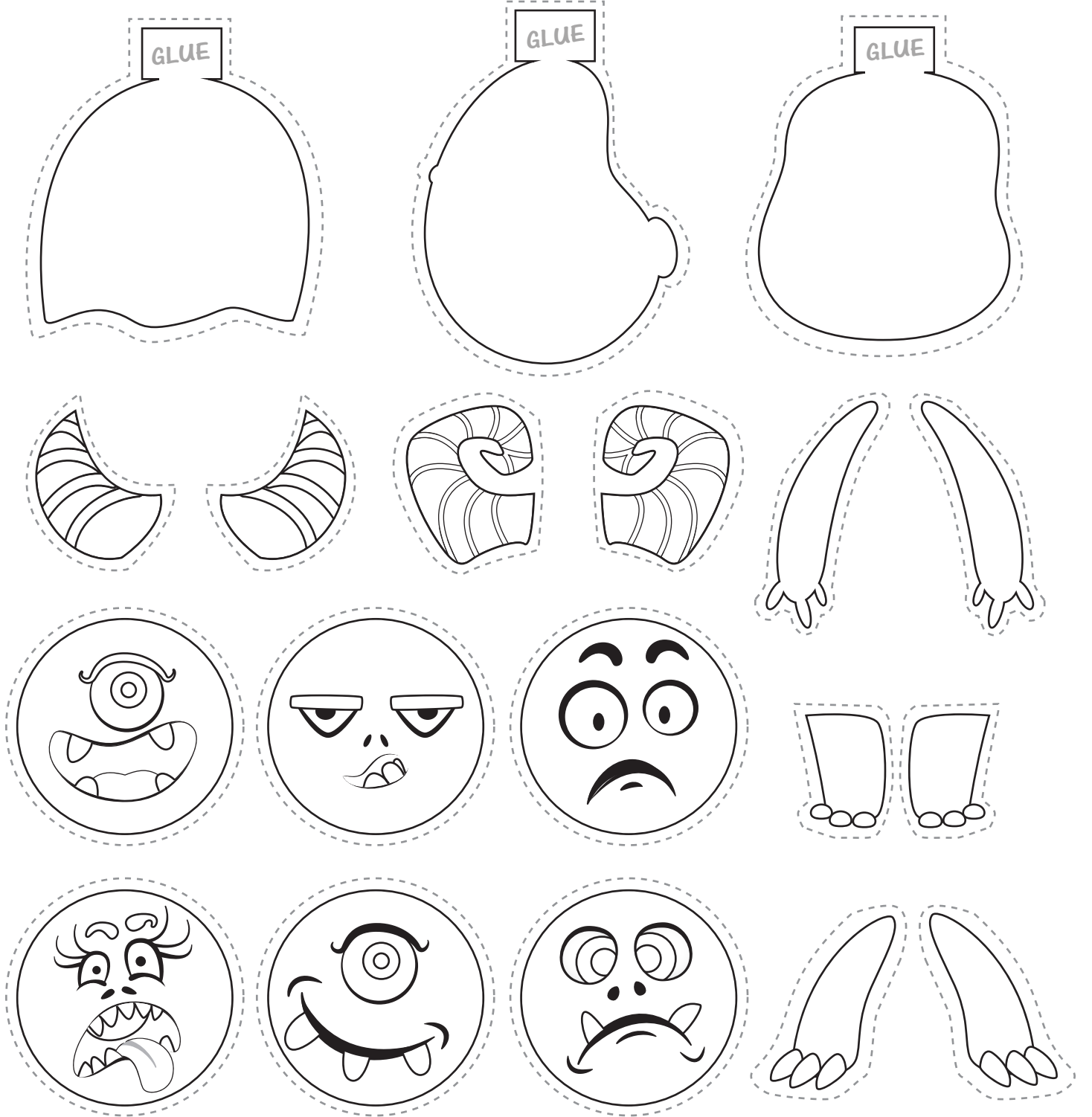


DRESSOIUVMSHIRTCVBGHSOES



# MONSTERS CRAFT

Aşağıdaki vücut bölümlerinden istediğinizi kesin, istediğiniz renge boyayın ve renkli bir kartona yapıştırarak kendi canavarınızı oluşturun. Canavarınıza isim koyup, vücut bölümlerini arkadaşlarınıza tanıtmayı unutmayın.






# THEME 4

# FAMILY LIFE

Colour, cut and put them in your word box.




family



father / dad



mother / mum



sister



brother




grandfather / grandpa




grandmother / grandma



baby



son



daughter



niece



beautiful



blonde



handsome



tall




short

# FAMILY MEMBERS

Look and write.  

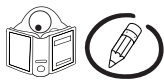
sister - father - mother - brother - grandmother - grandfather - baby



Look at the activity above and find the family members.  

E	R	T	Y	U	I	O	O	P	R	T	F	H	Y	M
X	T	N	T	C	T	X	T	R	V	T	V	U	T	N
U	G	R	A	N	D	F	A	T	H	E	R	B	T	F
L	L	Z	N	X	Z	X	Z	S	R	U	B	N	U	A
K	W	X	C	Z	S	S	N	U	U	N	B	U	L	T
W	K	N	U	Z	X	I	X	Z	V	S	A	I	B	H
L	M	J	W	C	Z	S	N	U	U	T	B	H	V	E
R	O	X	Z	X	S	T	U	U	Z	B	Y	I	T	R
W	T	J	C	Z	U	E	X	T	V	S	H	V	U	H
J	H	S	Z	W	Z	R	U	Z	X	U	B	I	B	S
S	E	Z	N	C	X	W	N	X	H	T	V	S	H	T
W	R	D	G	R	A	N	D	M	O	T	H	E	R	I
X	J	Z	D	X	N	H	Z	H	V	B	I	B	C	H
Z	D	X	N	U	H	B	R	O	T	H	E	R	I	U
X	J	U	G	C	G	C	T	V	C	R	C	B	C	I

# Read and circle.



1. He is my grandpa.

a



b



c



2. She is my daughter.

a



b



c



3. He is my brother.

a



b



c



4. She is my grandma.

a



b



c



5. He is my dad.

a



b



c



6. She is my sister.

a



b



c



7. She is my mum.

a



b



c



8. He is my son.

a



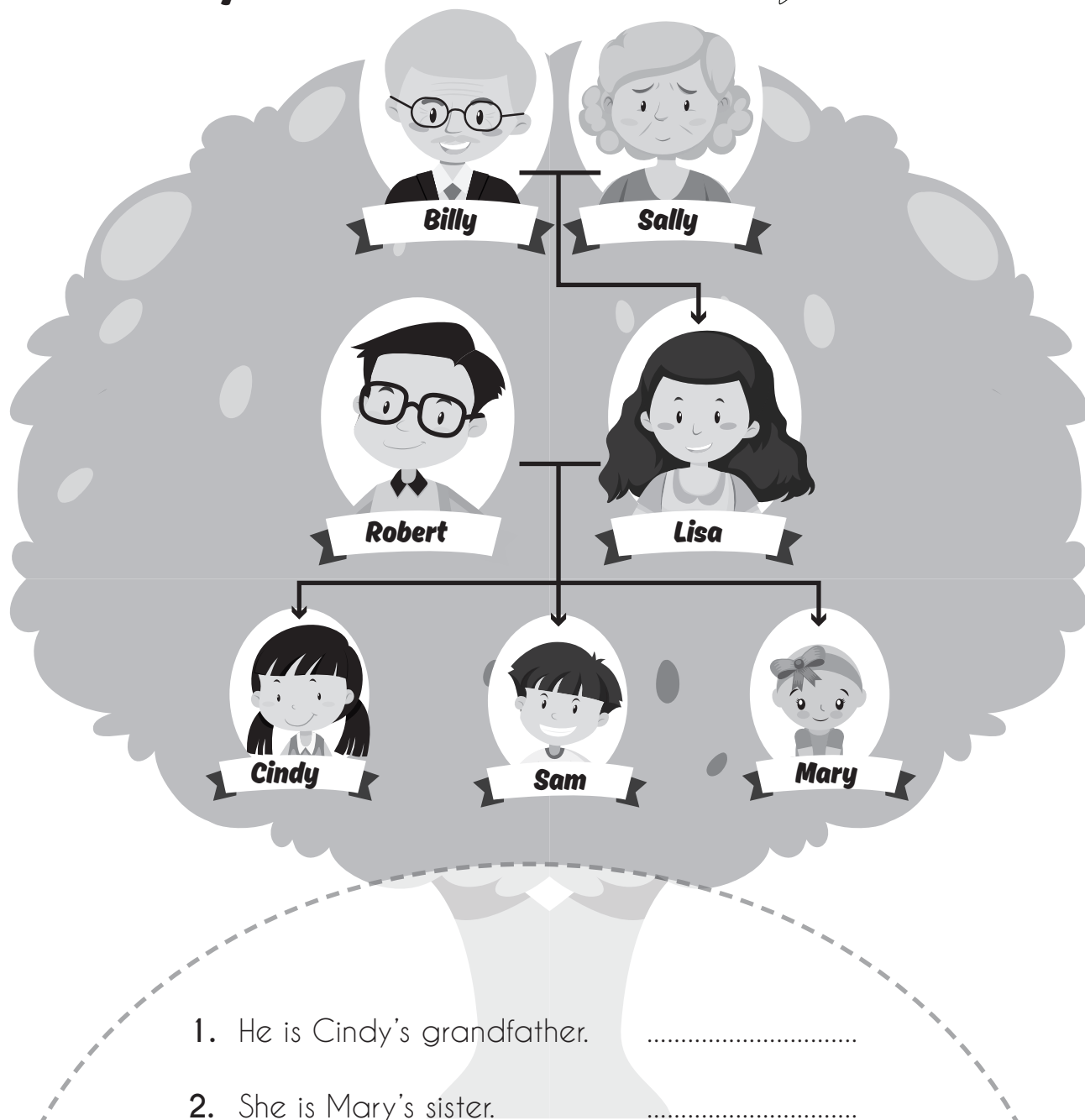
b



c



Look at the family tree and write the names.  




1. He is Cindy's grandfather. ....
2. She is Mary's sister. ....
3. He is Mary's father. ....
4. She is Sam's grandma. ....
5. He is Robert's son. ....
6. She is Cindy's mum. ....

## Read and match.

1 Hello. My name is Burak. I'm 7 years old. I've got a big family. I've got a mother, father, grandfather, grandmother, two brothers and three sisters.

2 Hi! I am Murat. I am 10 years old. I have got a nice family. I have got a mum, a dad, a sister and a brother.

3 Hello! My name is Suat. I'm eight years old. I have got a small family. I've got a mother, a father and a sister.




## Read again write T (True) or F (False).

1. Murat is ten years old.
2. Suat has got two sisters.
3. Burak's family is big.
4. Burak has got three brothers and two sisters.
5. Suat has got a small family.

<input type="checkbox"/>
<input type="checkbox"/>
<input type="checkbox"/>
<input type="checkbox"/>
<input type="checkbox"/>

Look and colour the correct sentence.



1. Is he handsome?

a) Yes, he is.

b) No, he isn't.



2. Is she beautiful?

a) Yes, she is.

b) No, she isn't.



3. Is he short?

a) Yes, he is.

b) No, he isn't.



4. Is she tall?

a) Yes, she is.

b) No, she isn't.



5. Is he nice?

a) Yes, he is.

b) No, he isn't.





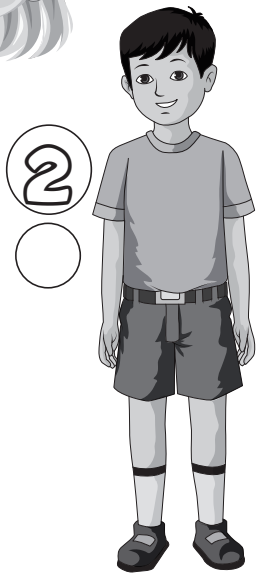
6. Is she beautiful?

a) Yes, she is.

b) No, she isn't.



# Read and match.



a) She is tall. She has got short hair.

b) She is beautiful. She has got big eyes.


c) He is nice and tall.

d) He is short and handsome.

e) She is short. She has got long hair.

# MONSTERS CRAFT

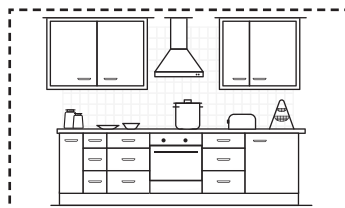
Aşağıdaki canavar ailesi parmak kuklalarını istediğiniz renge boyayın. Kenar çizgilerinden keserek alt kısımlarını birbirine yapıştırın ve parmağınıza takarak arkadaşlarınıza “Who is he?” veya “Who is she?” sorularını sorun.



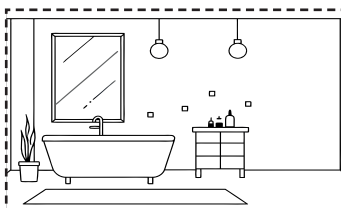
# THEME 5

# HOMES & HOUSES & NEIGHBOURHOODS


Colour, cut and put them in your word box.




kitchen




bathroom




bedroom




sitting room /  
living room



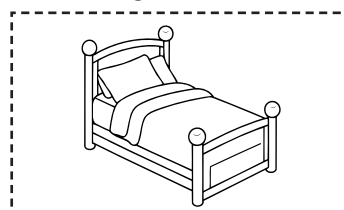
dining room




garden



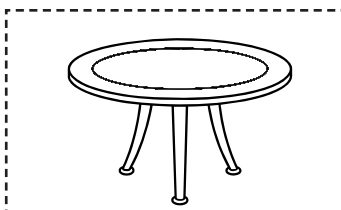
balcony



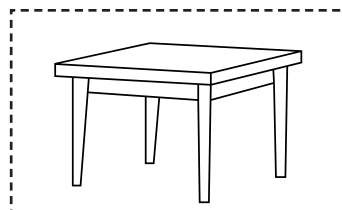
bed




sofa




coffee table




table




chair




dog




cat




rabbit




bird



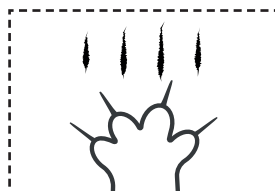
fish / goldfish




tail




whiskers



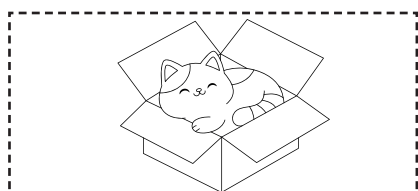
claw




paw



beak



in



on



Read, look and circle “YES” or “NO”.   

1. The father is in the kitchen.
2. The brother is in the bathroom.
3. The sister is in the bedroom.
4. The grandmother is on balcony.
5. The grandfather is in the dining room.
6. The mother is in the sitting room.

**YES**

**NO**

**YES**

**NO**

**YES**

**NO**

**YES**

**NO**


**YES**

**NO**

**YES**

**NO**

# Read and colour.



1 He has got a red sofa.



2 He has got a blue bed.

3 He has got a brown coffee table.

4 She has got an orange house.


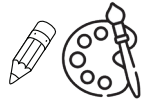
5 She has got a green table.

6 She has got a pink chair.




# PETS


Complete and colour.




1. a blue **bird** .....




2. a yellow .....



3. an orange .....



4. a pink .....



5. a brown .....

Look and circle.




1




- a) beak
- b) tail
- c) paw

4



- a) claw
- b) whiskers
- c) beak

2



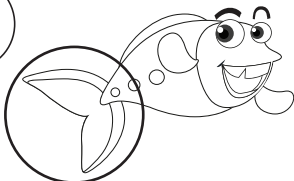
- a) claw
- b) whiskers
- c) paw

5



- a) paw
- b) claw
- c) whiskers

3






- a) paw
- b) claw
- c) tail



Read, look and match.   

IN-ON



1. Where is the rabbit?

a) On the sofa.

2. Where is the fish?

b) On the chair.

3. Where is the cat?

c) On the bed.

4. Where is the dog?













d) In the living room.

5. Where is the bird?


e) In the bathroom.

Put a tick (✓) and colour. 

1. Eric has got a big brown dog.
2. Judy has got a red rabbit.
3. Sandra has got a small orange bird.
4. Bill has got a big green fish.
5. Leo has got a yellow cat.
6. Nancy has got a small pink dog.

						
 Eric						
 Judy						
 Sandra						
 Bill						
 Leo						
 Nancy						

Read and number the pictures.  



1. There is one cat.

5. There are four cats.

2. There are three birds.

6. There are three dogs.

3. There are two dogs.






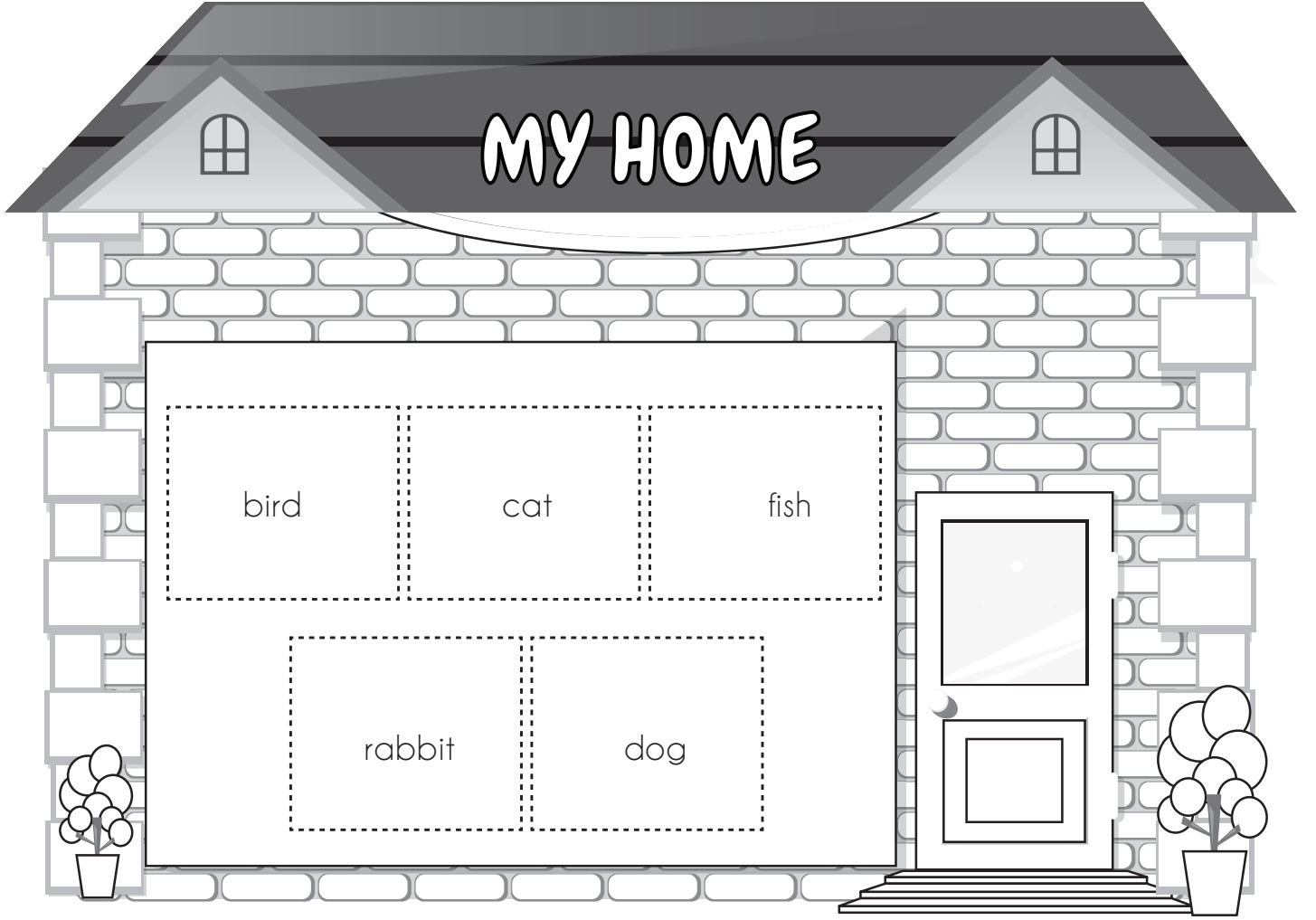
7. There is a fish.

4. There is one rabbit.

8. There are five birds.

# MONSTERS CRAFT

Aşağıdaki evi ve evcil hayvanları istediğiniz renge boyayın. Hayvan görsellerini keserek doğru kutucuğa yapıştırın ve evinizi tamamlayın.



# THEME 6

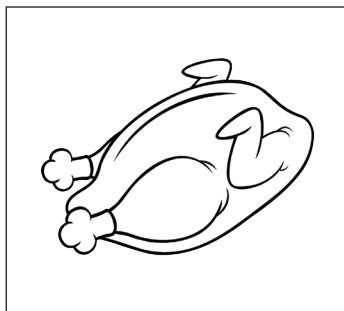
# LIFE IN THE CITY & THE WORLD

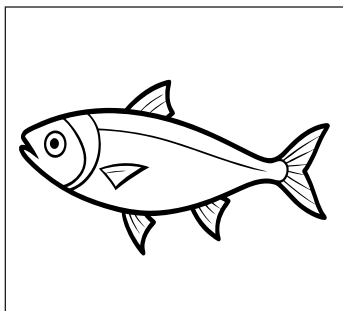
Colour, cut and put them in your word box.

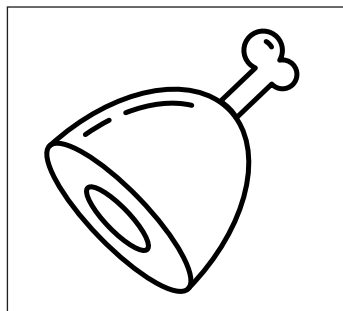


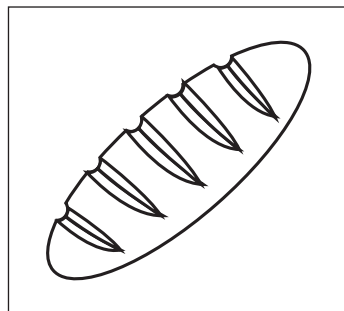
chicken	fish	meat	bread	egg	water
milk	ayran	tea	coffee	I'm hungry.	I'm thirsty.
Yummy!	It's delicious.	breakfast	lunch	dinner	
tomato	banana	apple	orange	pear	strawberry
grapes	cherry	some apples	potato	carrot	bean
pepper	lettuce	cucumber	spinach	broccoli	
garlic	cauliflower	zucchini / courgette	some garlic		

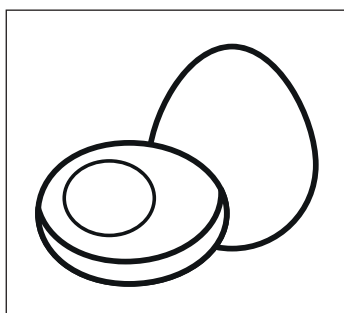
Colour, cut and stick. 




























egg

water

chicken

I'm hungry.

tea

bread

fish

I'm thirsty.

meat



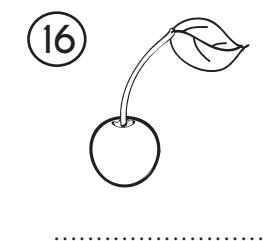

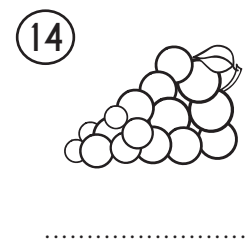
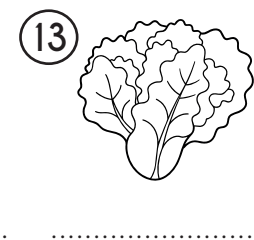



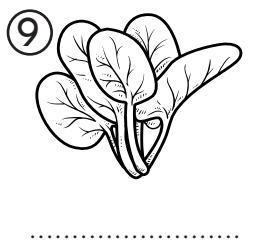
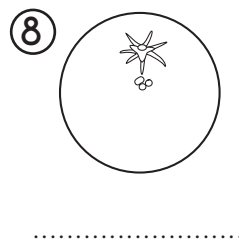



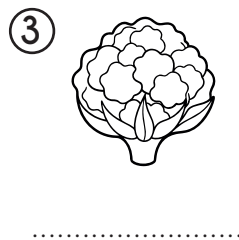
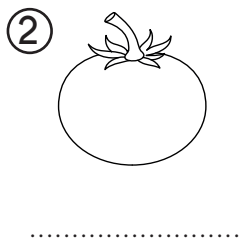
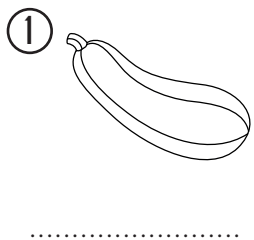

milk

coffee

ayran




Look and write. 



**Read, look and match.**












- ① I've got some coffee and chicken.
- ② I've got some spinach and ayran.
- ③ I've got some meat and water.
- ④ I've got some bananas and grapes.
- ⑤ I've got some cucumbers and potatoes.
- ⑥ I've got some fish and broccoli.
- ⑦ I've got some strawberries and pears.
- ⑧ I've got some bread and eggs.



DO YOU LIKE ...?

Look at the table and answer. 

								
	X	✓	X	✓	✓	X	✓	X

1. Do you like oranges?  
No, I don't.

5. Do you like bananas?  
.....

2. Do you like apples?  
Yes, I do.

6. Do you like tomatoes?  
.....


3. Do you like pears?  
.....

7. Do you like grapes?  
.....

4. Do you like strawberries?  
.....

8. Do you like cherries?  
.....

Look and circle.  



1. Are there any beans?

- a) Yes, there are.
- b) No, there aren't.

2. Is there an apple?

- a) Yes, there is.
- b) No, there isn't.

3. Are there any eggs?

- a) Yes, there are.
- b) No, there aren't.

4. Is there a cucumber?

- a) Yes, there is.
- b) No, there isn't.

5. Are there any peppers?

- a) Yes, there are.
- b) No, there aren't.

6. Are there any strawberries?

- a) Yes, there are.
- b) No, there aren't.

7. Is there any bread?

- a) Yes, there is.
- b) No, there isn't.

8. Are there any tomatoes?

- a) Yes, there are.
- b) No, there aren't.

Read, match and put a ✓ or X.



1. A: Can I have some milk?

B: Yes, you can.

☐ e

2. A: Can I have some fish?

B: No, you can't.

☐

3. A: Can I have some coffee?

B: Yes, you can.

☐

4. A: Can I have some bread?

B: Yes, you can.

☐

5. A: Can I have some lettuce?

B: No, you can't.

☐

6. A: Can I have some meat?

B: No, you can't.

☐





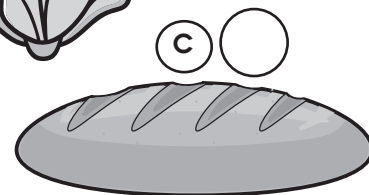

7. A: Can I have some water?

B: Yes, you can.

☐


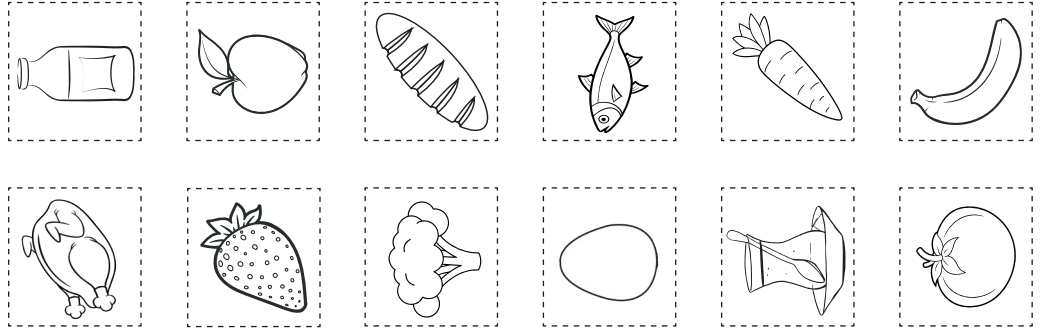
8. A: Can I have some tea?

B: No, you can't.

☐


# MONSTERS CRAFT


Aşağıdaki canavar kafalarını ve meyve görsellerini istediğiniz renge boyayın. Meyve görsellerini ve canavarları kesin. Sevdiğiniz meyveleri **"I LIKE"** canavarına, sevmediğiniz meyveleri ise **"I DON'T LIKE"** canavarına yapıştırın. Canavarlarınızı bir pipet ya da çubuğa yapıştırarak arkadaşlarınıza sevdiğiniz ve sevmediğiniz meyveler ile ilgili cümleler kurun.










10 NOVEMBER















1881 - 1938























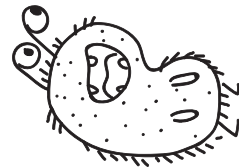
# SUPER MONSTERS

Student's name

Date

Teacher's name









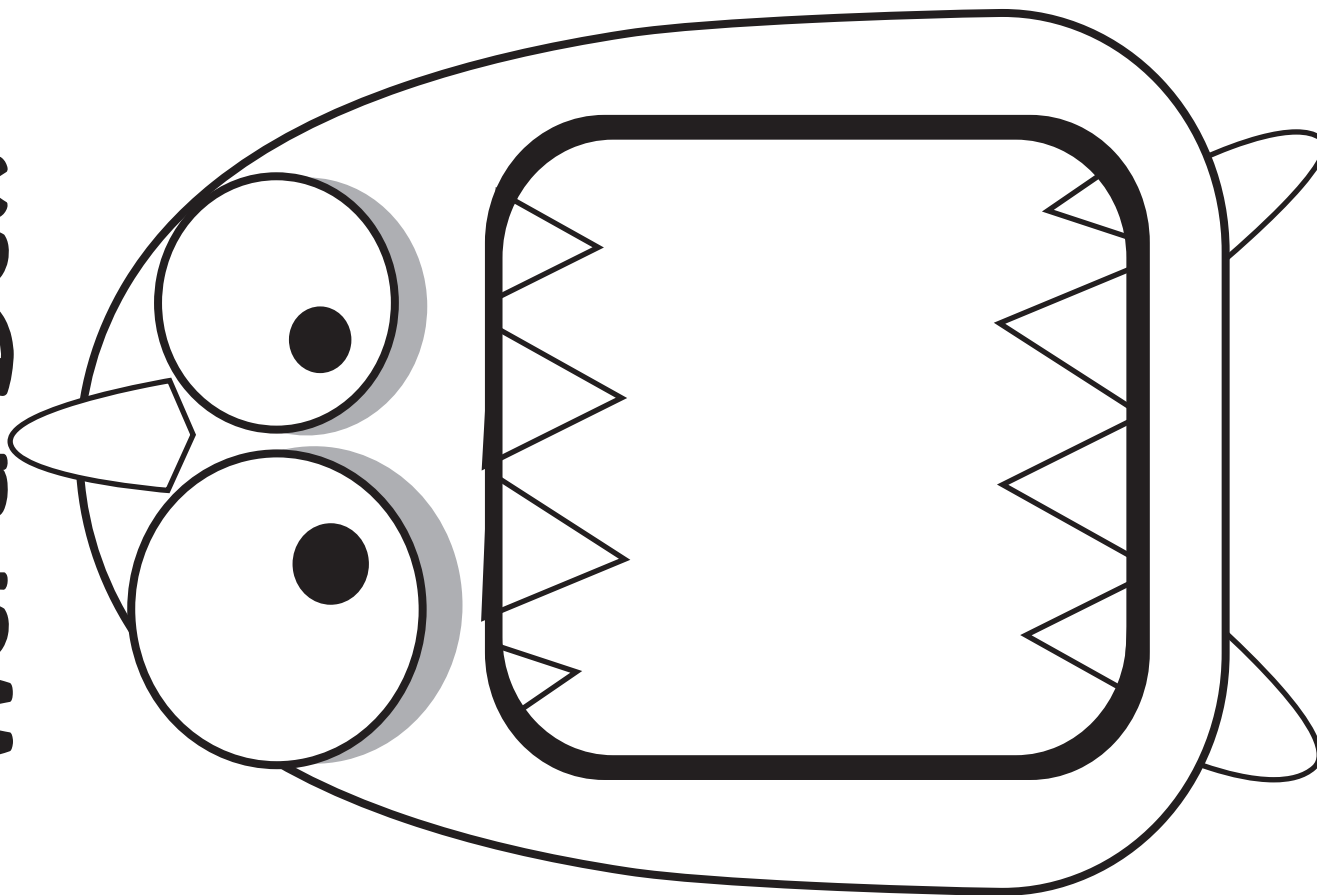
# **SUPER MONSTER OF THE WEEK**









# Super Monsters Word Box




# SUPER MONSTERS STICKER CHART





# WORD OF THE DAY



## SUPER MONSTERS PUPPETS

